

Rapid assessment report Balasore

October 2017

Report Number: 2017-Delhi-0319

Disclaimer

This rapid assessment report for Balasore has been prepared by Ernst & Young LLP (hereinafter referred to as “EY”). EY is working with support from Bill & Melinda Gates Foundation (BMGF) and at the request of Housing & Urban Development Department (HUDD), Government of Odisha and assisting to improve the sanitation situation through effective FSSM in select towns of the state. This report captures findings for the city of Balasore through the primary household survey, discussions with ULB officials, community based organization and other key stakeholders.

The inferences/ analysis made in this report are based on information collated through secondary data, primary household survey and through in-depth interviews and focused group discussions. Due care has been taken to validate the authenticity and correctness of the information from various sources, however, no representations or warranty, expressed or implied, is given by EY or any of its respective partners, officers, employees or agents as to the accuracy or completeness of the information, data or opinions provided to EY by third parties or secondary sources.

Nothing contained herein, to the contrary and in no event shall EY be liable for any loss of profit or revenues and any direct, incidental or consequential damages incurred by BMGF or any other user of this report. In case the report is to be made available or disclosed to any third party, this disclaimer along with all the limiting factors must be issued to the concerned party. The fact that EY assumes no liability whatsoever, if for the reason any party is led to incur any loss for acting upon this report, must be brought to the notice of the concerned party.

© Ernst & Young LLP, 2017

Table of contents

Disclaimer	2
Table of contents	3
List of tables	5
List of figures	6
List of abbreviations	8
Executive summary	11
1 Introduction	18
1.1 Background and rationale of the study	18
1.2 Approach and methodology	19
1.3 Limitations of study	21
2 City profiles	22
2.1 Location and regional settings	22
2.2 Demography	22
2.3 Overview of sanitation situation in Balasore	24
2.4 Infrastructure facilities	26
2.5 Community based institutions and structures	29
2.6 Municipal Finance	33
3 Policy, regulatory and institutional framework	36
3.1 Overview of national policies and framework	36
3.2 State level policy and regulatory framework	38
3.3 Existing regulatory framework	39
4 FSSM situation assessment	42
4.1 Toilet containment typologies	42
4.2 Status of CT and PT	45
4.3 Emptying and transportation	47
4.4 Treatment and disposal/re-use	49
4.5 Shit flow diagram for Balasore	51
5 Stakeholder mapping and analysis	53
5.1 Stakeholder identification	53
5.2 Interrelationship between stakeholders	54
5.3 Key issues in stakeholder interrelationship	56
6 Capacity Building	58
7 Primary survey - household level	62
7.1 Rationale of the primary survey	62
7.2 Demography of households	62
7.3 Source of water for domestic use	62
7.4 Household sanitation facility scenario	63
7.5 Status of community engagement in sanitation activities	70
8 Key issues	71
9. Annexures	80
Annexure 1 – Questionnaire for Household Survey	80
Annexure 2 – Questionnaire for In-Depth Interviews	102

Annexure 3 – Questionnaire for Focused Group Discussion	107
Annexure 4 – In-Depth Interviews and Focused Group Discussion details	112
Annexure 5 - Resolution passed by the Municipal Council for the by-law on Solid Waste Management and formation of WSC	113
Annexure 6 – Land allocation for solid waste and septage	114

List of tables

Table 1-1: -OD rate for 9 AMRUT towns.....	19
Table 1-2: -Sample size for Balasore.....	20
Table 2-1: -Key demographic indicators	23
Table 2-2: -Ward wise population of Balasore	24
Table 2-3: - IDI and FGD response on solid waste scenario in Balasore	28
Table 4-1: SBM Progress (as May 2017).....	44
Table 4-2 Status of Community Toilets (CT), Public Toilets (PT) and Hybrid Toilets (as May 2017)...	45
Table 4-3: -Management of PT & CT	46
Table 4-5: Snapshot of proposed SeTP.....	50
Table 5-1 Stakeholders at state, district and city level.....	53
Table 5-2: Stakeholders and their functions in sanitation value chain.....	54
Table 5-3: -Interrelationship of stakeholders across various sectors in Balasore	55
Table 6-1: -Key gap assessments and strategies for capacity building in Balasore.....	59
Table 7-1: -Demographic profile of households	62
Table 7-2: -Open defecation scenario.....	64
Table 7-3: -Description of septic tanks/pits	65
Table 7-4: -Septic tank emptying practice.....	68
Table 7-5: -Community engagement	70

List of figures

Figure 0-1: - Key findings on toilet containment from primary survey	13
Figure 0-2: -Key findings on emptying and transportation from primary survey	14
Figure 0-3: -Key findings on treatment, re-use and disposal from secondary data and primary survey	14
Figure 1-1: -Household Questionnaire and Survey	21
Figure 2-1: -City Map of Balasore	22
Figure 2-2: -Ward Map of Balasore.....	22
Figure 2-3: -Discussion on FSSM situation with Collector, Project Director DUDA and Executive Officer.....	26
Figure 2-4: -Discussion on FSSM situation with Community Organizers and Councilor.....	26
Figure 2-5: -Water Sources in Balasore City	27
Figure 2-6: -OD points and Septage disposal location in Balasore	28
Figure 2-7: -Insanitary disposal site of the sludge at Chunabhatti area	29
Figure 2-8: -Committee to promote city sanitation activities in Balasore	30
Figure 2-9: -Ward Health and Sanitation Committee.....	32
Figure 2-10: -City Project Implementation Unit.....	32
Figure 2-11:-City Sanitation Task Force	32
Figure 2-12: -District Urban Sanitation Committee	32
Figure 2-13: - Discussion among ULB Personnel.....	33
Figure 2-14: - Interaction with MAS, SHGs and ASHAs	33
Figure 2-15: - Interaction with Health and ICDS department.....	33
Figure 2-16: -Income and expenditure pattern Balasore municipality	34
Figure 2-17: -Income of Balasore Municipality in FY2015-16.....	34
Figure 2-18: -Expenditure of Balasore Municipality in FY2015-16	35
Figure 4-1: -Ward map indicating high open defecation areas	42
Figure 4-2: -Sanitation system at household level and access to toilets as per census 2011	43
Figure 4-3: - Toilet outlet into open drain	44
Figure 4-4: -Situation with onsite containment system as per our primary survey	45
Figure 4-5: -Existing CT	46
Figure 4-6: -Existing PT	46
Figure 4-7: -Hybrid toilet under construction.....	46
Figure 4-8: -Key responses from citizens through primary survey	47
Figure 4-9: -Existing (left) and new (right) cesspool vehicle	48
Figure 4-10: -Desludging operation	48
Figure 4-11: -Interaction with ULB staff which manages cesspool vehicles	48
Figure 4-12: - River water pollution.....	49
Figure 4-13: -Interaction with PCB.....	49
Figure 4-14: -Inspection of site for proposed FSTP site in Gudu area	50
Figure 4-15: - Example of typical deep row entrenchment site.....	50
Figure 5-1: -Institutional framework for FSSM service.....	Error! Bookmark not defined.
Figure 7-1: -House typology.....	62
Figure 7-2: -Primary source of domestic water	63

Figure 7-3: -Latrine connection for disposal.....	63
Figure 7-4: -Outfall connection of septic tanks/pits	66
Figure 7-5: -Road accessibility to households having septic tanks/pits.....	66
Figure 7-6: -Source of information regarding cesspool operations.....	67
Figure 7-7: -Septic tank emptying services received	68
Figure 7-8: -Awareness on environmental and health impact of sludge disposal	70

List of abbreviations

Abbreviations	
ABR	Anaerobic Baffled Reactor
ADM	Additional District Magistrate
AMRUT	Atal Mission for Rejuvenation and Urban Transformation
AWW	Angawadi Workers
BDA	Bhubaneswar Development Authority
BIS	Bureau of Indian Standards
BOD	Biological Oxygen Demand
BSS	Basic Safety Standards
CBO	Community Based Organization's
CDA	Cuttack Development Authority
CDMO	Chief District Medical Officer
CHO	City Health Officer
CPHEEO	Central Public Health and Environmental Engineering Organization
CSP	City Sanitation Plans
CSR	Corporate Social Responsibility
CSTF	City Sanitation Task Force
CT	Community Toilets
DEWATS	Decentralized Wastewater Treatment
DFO	District Forest Officer
DLRMC	District Level Review and Monitoring Committee
DMA	Directorate of Municipal Administration
DMF	District Mineral Foundation
DPR	Detailed Project Report
DRDO	Defence Research and Development Organisation
DUDA	District Urban Development Agency
DUSC	District Urban Sanitation Committee
FGD	Focus Group Discussion
FS	Faecal Sludge
FSM	Faecal Sludge Management
FSSM	Faecal Sludge and Septage Management
FSTP	Faecal Sludge Treatment Plant
HH	Households
H&UDD	Housing & Urban Development Department
IDI	In-depth interviews
IEC/BCC	Information, Education and Communication/Behavior Change Communication
IHHL	Individual Household Latrines
IMTS	Indian Management and Technical Society
JICA	Japan International Cooperation Agency
KL	Kilo L
M+OG	Municipal area + Outgrowth area
MAS	Mahila Arogya Samiti
MHM	Menstrual Hygiene Management

Abbreviations

MLD	Million Liters per day
MoU	Memorandum of Understanding
MoUD	Ministry of Urban Development
MSW	Municipal Solid Waste
m	Metre
NHAI	National Highways Authority of India
NBC	National Building Code
NGO	Non-Government Organization
NOCCI	North Orissa Chamber of Commerce & Industries
NULM	National Urban Livelihood Mission
NUSP	National Urban Sanitation Policy
O&M	Operations & Maintenance
OD	Open Defecation
ODF	Open Defecation Free
OISP	Odisha Integrated Sanitation Improvement Project
OSPCB	Orissa State Pollution Control Board
OUIDF	Odisha Urban Infrastructures Development Fund
OUSS	Odisha Urban Sanitation Strategy
OWSSB	Odisha Water Supply and Sewerage Board
PHEO	Public Health Engineering Organization
PIU	Project Implementing Unit
PMU	Project Management Unit
PKDA	Puri Konark Development Authority
PPE	Personal Protective Equipment
PPP	Private Public Partnership
PS	Principal Secretary
PT	Public Toilets
RWA	Residential Welfare Associations
SAAP	State Annual Action Plans
SAI	Social Awareness Institution
SBM (U)	Swachh Bharat Mission – Urban
SeTP	Septage Treatment Plant
SFD	Shit Flow Diagram
SHG	Self Help Group
SLIP	Service Level Improvement Plan
STP	Sewage Treatment Plant
TC	Total Coliform
TSU	Technical Support Unit
ULB	Urban Local Bodies
WATCO	Water Corporation of Odisha
WKS	Ward Kalyan Samiti
WHSC	Ward Health and Sanitation Committee
WSC	Ward Sanitation Committee
WTP	Water Treatment Plant

Abbreviations

WWTP	Wastewater Treatment Plant
------	----------------------------

Executive summary

With urban population of 7 million (Census 2011), the urban local bodies in Odisha are currently facing challenges of safe sanitation and effective Faecal Sludge and Septage Management (FSSM) in the form of significant public health and environmental risks. However, there is limited data and information on FSSM at state and city level which constraints programmatic interventions. In order to implement FSSM programme in the towns/ cities, it is crucial to understand the existing practices, structure, regulatory framework, capacities, awareness level, and gaps in the FSSM value chain. A rapid assessment study was conducted to examine the current FSSM scenario and generate critical information to develop a roadmap for implementation of FSSM in Balasore town. As part of this assessment, a primary survey was conducted that had a convergent parallel mixed method approach and comprised both quantitative and qualitative methods to collect data.

Balasore is a coastal city in northern Odisha approximately 12 km away from the sea coast. Two important rivers of Odisha, namely Budhabalanga and Subarnarekha pass through the district from west to east before surging into the Bay of Bengal. The city has population of 1.18 lakh and is governed by the Balasore Municipality. The total Municipality area is divided into 31 wards spread over 17.48 square km. The City has 25,713 households, half of which reside in 45 registered and 27 unregistered slum. There is a sharp rise in encroachments on public/ municipal land from 2001 to 2007.

During the in-depth interview, the District Collector highlighted that “*Big or small, each city should have CSPs or at least situational analysis rather than present toilet count. Accountability needs to be fixed for every action point. Engagement of collector in whole sanitation chains is a critical indicators. Departments of water resource, revenue, H&UD, environment and others should be fully part of District Urban Sanitation Committee (DUSC) and give their views on FSM and sanitation.*”

Sl. No	Indicators	Data
1	Total Population	1,18162
2	Slum Population	59,050
3	No. of households	25,713
4	No. of slum households	12,850
5	No. of non-slum households	12,863
6	Average no. of person per household	4.59
7	Average income of people	19,268 ¹ per annum
8	Gender ratio	962 females per 1,000 males ²
9	No. of PT	6
10	No. of CT	4 (available for usage) + 3 (existing but defunct)
11	HH with toilets connected to septic tank	18,671
12	HH with toilets connected to pit latrines	3,375
13	HH with toilets connected to sewer	2,078
14	No of cesspool vehicle	4 vehicles with 3000 L capacity each

¹ Per capita Net District Domestic Product (NDDP), Odisha Economic Survey, 2015

² Census data 2011

Ground water is the only source of water supply in the Balasore. The Budhabalanga River is not suitable for drinking due to high pollution levels. Around 42% of the population has water service connection while rest depend on other sources such as pumping wells, open wells, hand pump and tube well. There is no sewerage system in the city area except in areas in DRDO. Most of the households have onsite sanitation with septic tank and pits. Door-to-door collection of solid waste is done in all the 31 wards. There is no existing solid waste treatment plant. The waste is transported using compactor trucks and tipper trucks to the Chunbhati areas which is located three km away from the town. Municipality officials report 471.11 km of road network. Municipality is responsible for maintenance, construction of road network (city roads) and traffic management.



The Odisha Urban Sanitation Strategy 2017 mandates the formation of a Ward Sanitation Committee in each ward of the ULB consisting of 11 to 15 members. Balasore has recently formed a Ward Health and Sanitation Committee (WHSC) as per the resolution passed by the Municipal Council. The WHSCs are formed in all wards of the city. City also has community based institutions under the National Urban Health Mission (NUHM) such as Ward Kalyan Samiti (WKS) in all wards and also 104 Mahila Arogya Samiti (MAS) groups. Over 400 Self Help Groups (SHGs) are functioning in various wards under National Urban Livelihood Mission (NULM). There are over 10 prominent NGOs actively working for the urban slum population and sanitation. Integration of all the groups across various programmes would be very critical for successful implementation of sanitation and FSSM interventions.



The income budget and expense budget estimate for FY 2015-16 was INR 56.83 crores and 46.71 crores respectively. The total expenses of ULB in FY 2015-16 were INR 23.97 crores as compared to the income, which was approximately 13.81 crore in the same period. The major part of the income is generated through grants which is 76% of the total income. The budget estimate for grants for the year 2015-16 was INR 41.84 crore while the actuals were INR 10.47 crore. The grant and contribution received in FY 2015-16 under SBM was estimated to INR 2 crore, for construction of public toilets was INR 30 lakh and for water supply and sewerage (under UIDSSMT) was INR 50 lakh. The major part of the expenditure was due to operational and maintenance expenses which is 36% of the total expenditure.

The key policies regulations and guidelines focused on FSSM are indicated below.

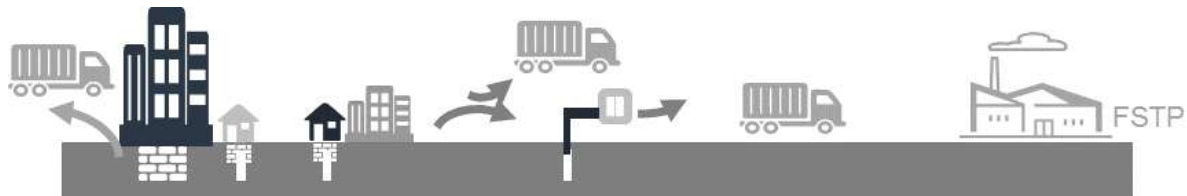


The state level stakeholders bring in new policies, reforms and innovation with regard to funding mechanisms, creating an enabling environment and providing opportunities for the ULBs to implement reforms in sanitation or urban development projects at the city levels. While state level stakeholders build strategies, ULBs are critical stakeholders to implement those strategies, policies and plans. The district level stakeholders play supervising roles and monitor the progress besides facilitating the implementing processes in a limited way. Current institutional arrangement for FSSM starts with AMRUT funds being made available to OWSSB which tenders construction (on Engineering

Procurement and Construction mode) and five year O&M to private players. Cesspool trucks are procured from state and transferred to ULB for O&M, which are in-turn are tendered out to private players for seven year who are expected to meet operational expenses through service usage charges from households. BCC and capacity building activities is planned to be conducted through SBM funds. Remaining funds if required are to be allocated through convergence with other schemes and departments such as National Urban Health Mission, National Urban Livelihood Mission and Labour Commission among others

FSSM Situation of the City

FSSM situation basis rapid assessment study is described hereunder

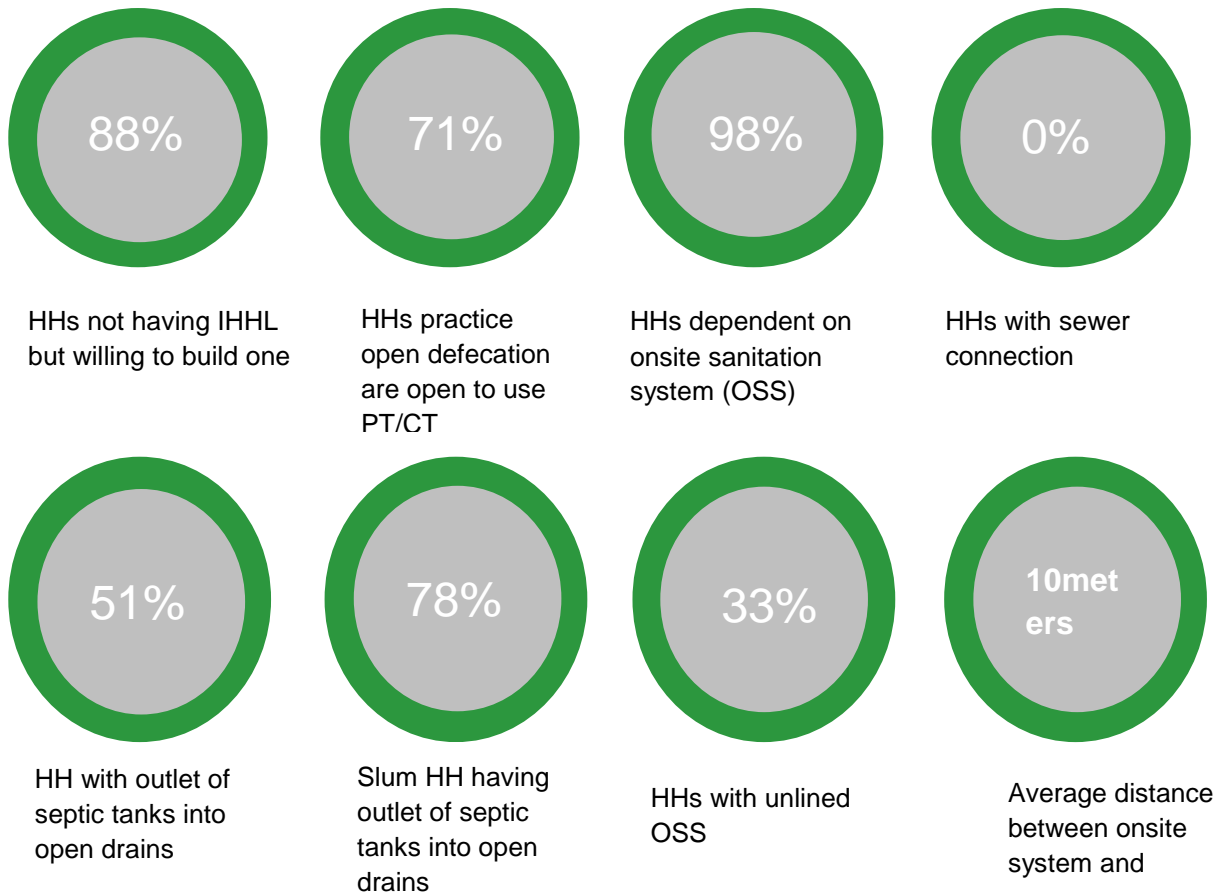


Toilet access and containment

A total of 5,215 households have been targeted for individual household latrine construction under the SBM during the year 2016-17. 1,137 applications have been received, out of which 344 households have completed latrine construction. This leaves out 3,851 HHs or 17,678 citizens directly or indirectly dependent on CTs/PTs. Total 256 seats for hybrid toilets³ are allocated and three toilet complexes (total 30 seats) are under progress.

In the primary survey, 240 HHs were surveyed. Below are the key findings from the primary survey.

Figure 0-1: - Key findings on toilet containment from primary survey



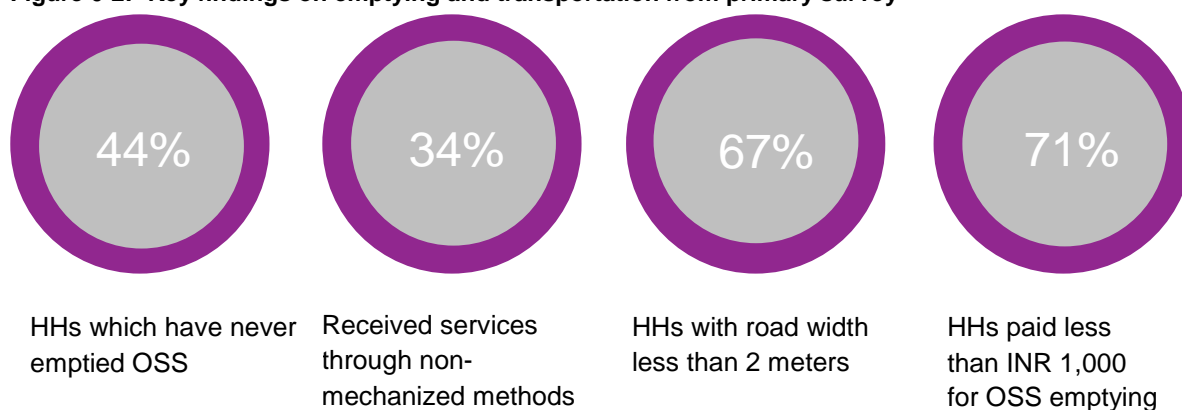
³ Hybrid toilets is a concept being derived from both community and public toilets, where both options of pay-per-daily use and/or pay-per-month options are available.

While 60% of the non-slum households have septic tank 62% of the slum households have single pits. There is a high chance of ground water source contamination as distance between such sources (wells/hand pump) and OSS is found to be 10m, which is less. Health implication is also huge for citizens since majority on them are dependent on ground water. This could be corrected through focused communication with community and capacity building of masons as 84% HH sought advice from them for designing and construction of septic tank/pits.

Emptying and transport

The ULB is currently providing emptying services. The existing capacity is 6 Kilo Liter (KL) – two vehicles which shall increase to 12 KL with introduction of two new vehicles from the ULB. Re-rendering of new cesspool vehicles is in process as private players have shown limited interest. 34% HHs reported availing non-mechanized services. This could be due to two reasons – vehicle inaccessibility and lack of awareness about cesspool emptying services. Existing and new fleet of cesspool vehicles will have limited access due to vehicle width. ULB and other officials have also highlighted this issue. Interactions with ULB personnel handling cesspool emptying operations revealed that they are not aware of any regulations. Below are the key findings from the primary survey.

Figure 0-2: -Key findings on emptying and transportation from primary survey

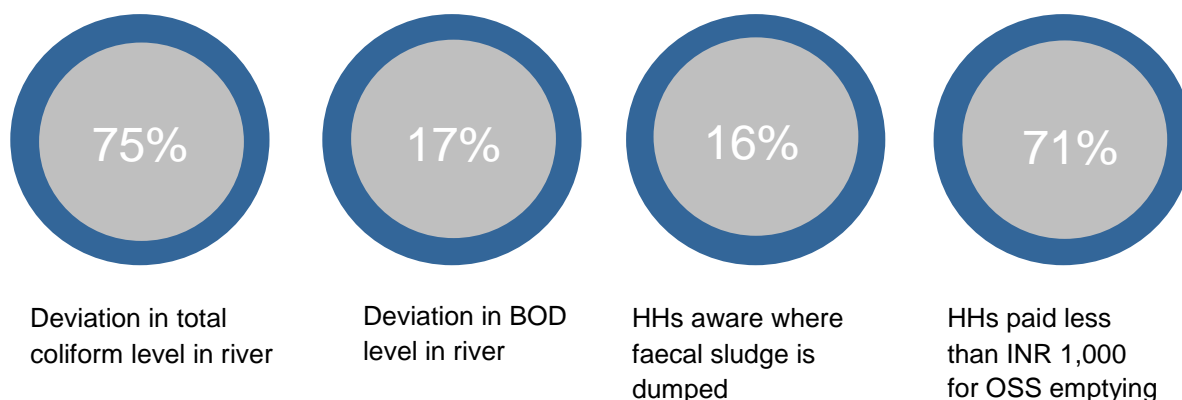


Treatment, re-use and disposal


Faecal waste is being dumped at solid waste dumping site. This activity is not monitored though. However, a new site for temporary disposal through deep row entrenchment is identified. A 60 KLD (Kilo Liter per Day) Septage Treatment Plant (SeTP) is proposed to treat faecal sludge. Construction has not started as land identification for SeTP is still under process. Currently, there is lack of monitoring mechanism to track dumping of faecal waste. Most of sewage is being discharged into the river⁴. Potential for re-use of treated waste water and dried manure generated post treatment is not yet explored. Below are the key findings from the primary survey.

Figure 0-3: -Key findings on treatment, re-use and disposal from secondary data and primary survey

⁴ Source: State Pollution Control Board (SPCB) during primary interaction




There is a tripartite agreement between the ULBs (only AMRUT towns) in Odisha, H&UDD and the OWSSB. As per this agreement OWSSB shall be the financial and implementation intermediary on behalf of ULBs for urban infrastructures. Yet, there is a need for an integrated approach. The OWSSB is constructing SeTPs and will take care of O&M until the facility is handed over to the ULB. But during primary interactions city and district level officials highlighted lack of awareness of activities on treatment plant. SeTPs and cesspool trucks are complimentary to each other but fall under the purview of different bodies. ULBs do not have




Awareness among citizens


- ▶ While 92% of the participants are aware that open defecation causes ill-health to their children, only 24% are aware that faecal contamination can cause malnutrition and 45% are aware that it is one of the cause of jaundice.
- ▶ 16% of the households reported that Mahila Arogya Samiti (MAS) and 17% reported that Self Help Groups (SHGs) were creating awareness on sanitation.
- ▶ Citizen’s apathy, lack of participation and ownership for sanitation and hygiene due to poor IEC and BCC were reported in FGD and IDI

Basis town situation assessment, following are the interventions identified to improve FSSM situation. Interventions are divided into four thematic areas: Infrastructure related (including O&M, business models etc.), capacity building, governance reforms and IEC/ BCC.

	Toilet access and containment	Emptying and transport	Treatment, re-use and disposal
Infra-structure (infra and O&M)	<ul style="list-style-type: none"> ▶ Conversion of insanitary toilets to sanitary toilets by provision of scientific septic tanks can be prioritized ▶ Greater focus on CT, PT availability ▶ Explore sustainable O&M models incl. community led, private operators, micro enterprise led etc. 	<ul style="list-style-type: none"> ▶ Optimize mechanized emptying fleet through mix of various types and sizes and also explore potential for transfer stations⁵ which can help in collection and disposal through vehicles of various size. ▶ Pilot project using GPS technology tracking could be initiated in select wards to monitor usage of mechanized emptying 	<ul style="list-style-type: none"> ▶ Readiness of SeTP through land allocation and construction to ensure provision of adequate facilities and efficient operations after land allocation ▶ Provision for treatment of fresh sludge or undigested sludge ▶ Intermittent solutions like at the drain outlet

⁵ Transfer stations are intermediate points established to facilitate transfer of faecal sludge from smaller sized vehicles to larger ones to help efficient management of waste. This approach is also used for Solid Waste Management and also for FSSM in some cities of Africa.

	Toilet access and containment	Emptying and transport	Treatment, re-use and disposal
		<ul style="list-style-type: none"> services and check illegal dumping ▶ Explore potential for scheduled desludging 	<ul style="list-style-type: none"> point, interceptors or de-centralized treatment ▶ Market for manure and treated water to be explored and included as part of the O&M contract to be defined for SeTP operator
<p>Capacity building</p>	<ul style="list-style-type: none"> ▶ Capacity building of masons on design of scientific septic ▶ Building capacity of CBOs such as MAS, SHGs and Ward Sanitation Committees to spread awareness on importance of scientific onsite containment system among households 	<ul style="list-style-type: none"> ▶ Strengthened monitoring at community level by building capacity of MAS, Ward Sanitation Committee, CSTF and SHG to promote period emptying through mechanized emptying ▶ Capacitate ULB, parastatal and district officials through training in concept and program design to increase their involvement ▶ Exposure visits to learn leading practices ▶ Preparing consumers to pay for the charges of sludge treatment and imparting knowledge on safe disposal 	
<p>Governance reforms</p>	<ul style="list-style-type: none"> ▶ A regulatory set-up can be proposed for ensuring effective implementation of the Odisha septage management guidelines which mandates HHs to make it compulsory for all households to construct septic tanks and twin pits Amendments could be made in ULB building bye-law to include provision of scientific OSS as part of building approval process 	<ul style="list-style-type: none"> ▶ Effective implementation of the Odisha septage management guidelines which mandates HHs to clear out the septic tanks and strictly keep away from engaging manual scavengers. ▶ Implement provisions through ULB resolution of for emptying and transport activities adopting PPE. ▶ Explore potential for training and empanelment of cesspool emptying service providers 	<ul style="list-style-type: none"> ▶ Strong regulatory enforcement to stop open discharge from drains into the river ▶ Regulation at ULB level to enforce disposal of faecal waste at only designated site
<p>IEC/BCC</p>	<ul style="list-style-type: none"> ▶ A communication campaign under SBM to motivate people to convert insanitary toilets to sanitary ones using incentive provided under SBM ▶ Disseminate information to citizens on Onsite sanitation 	<ul style="list-style-type: none"> ▶ Communicate the harmful impact of non-mechanized emptying and indiscriminate dumping to relevant stakeholders - citizens, leaders, community groups, sanitation workers and ULB staff. Prepare community to build ownership on safe sanitation including ways by which we can help in building financial sustainability for FSSM services through interventions such as property tax or holding tax, sewerage charges among others. 	

	Toilet access and containment	Emptying and transport	Treatment, re-use and disposal
	<p>system solutions available in market which are economical, retrofittable and quicker to implement</p>	<p>Also build their willingness to contribute towards paying for using well functional CT/PT through communication and effective operational models which reduce dependence on user fee.</p> <ul style="list-style-type: none"> ▶ Identify ways to increase penetration of information to citizens on mechanized emptying service providers ▶ Promote the use of hybrid CT/PT 	

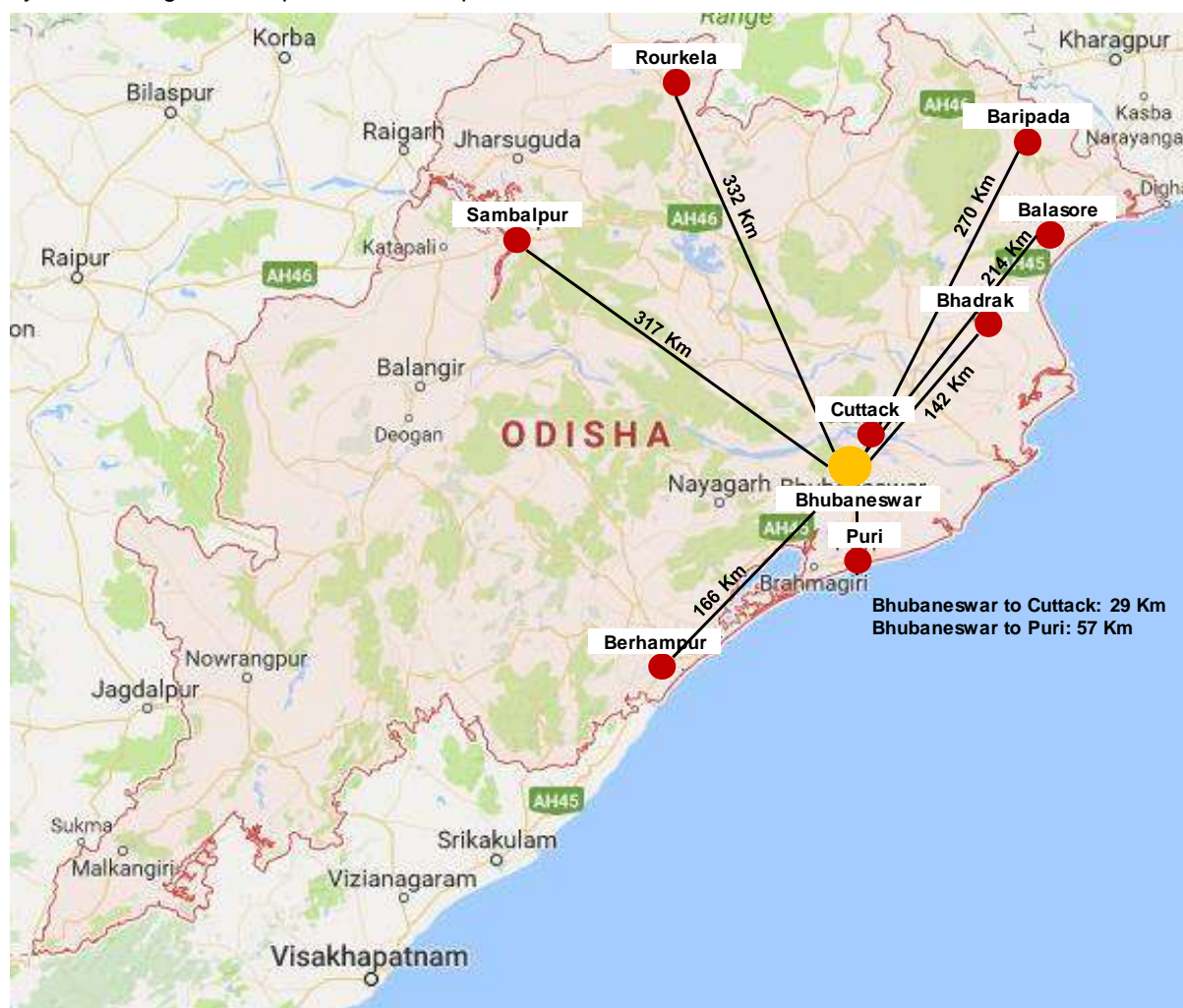
An implementation plan is also supplemented basis the key issues and related interventions as identified above during the rapid assessment. This plan shall focus on key milestones, activities, and identifying integration and dependencies across internal and external stakeholders to help steer FSSM program in the city.

1 Introduction

1.1 Background and rationale of the study

The management of onsite sanitation remains a neglected component of urban sanitation and wastewater management. Only recently have national governments, cities, and wastewater utilities begun to address the management of septage or the sludge that accumulates inside septic tanks and other onsite sanitation systems. With urban population of 70 lakh (Census 2011) and statutory towns' population of 60 lakh, the urban local bodies in Odisha are currently facing challenges of safe sanitation and effective Faecal Sludge and Septage Management (FSSM) in the form of significant public health and environmental risks. Ernst & Young LLP (EY), with the support of Bill & Melinda Gates Foundation (BMGF) and at the request of Housing & Urban Development Department (H&UDD), Government of Odisha, are currently working to improve the sanitation situation through effective FSSM in select towns of the state.

In consultation with H&UDD, the towns of Balasore, Baripada, Berhampur, Bhadrak, Bhubaneswar, Cuttack, Puri, Rourkela and Sambalpur were selected as these are covered under Atal Mission for Rejuvenation and Urban Transformation (AMRUT) and the rivers close to these towns were polluted as per reports of Odisha State Pollution Control Board⁶. These towns depend on on-site containment systems along with the prevalence of open defecation.



As per Census 2011, the Open Defecation (OD) rate for these towns have been outlined in the table below:

⁶ Odisha State Pollution Control Board report on water pollution, 2015

Table 1-1: -OD rate for 9 AMRUT towns

Town	No of households	Open defecation by households
Balasore (M+OG)	31,539	5,425
Baripada (M+OG)	26,079	6,807
Berhampur (MC)	73,335	8,580
Bhadrak (M+OG)	23,084	8,264
Bhubaneswar (MC+OG)	2,04,056	35,098
Cuttack (MC)	1,21,919	14,021
Puri (M)	40,369	6,096
Rourkela (M+OG)	71,368	19,412
Sambalpur (M+OG)	42,623	12,915

Source: Census 2011; M – Municipality and OG – Out Growth areas

Across the region, domestic wastewater has become the main contributor to the degradation of rivers, lakes and groundwater. Currently, there is limited data and information on FSSM at state and city level which constraints FSSM programmatic interventions. In order to implement FSSM programme in the towns/cities, it is crucial to understand the existing practices, structure, regulatory framework, capacities, awareness level, and gaps in the FSSM value chain among the key stakeholders. The rapid assessment study will assess the current FSSM scenario and generate critical information that will facilitate in developing a roadmap for implementation of FSSM in the nine AMRUT towns/cities. The rapid assessment reports are expected to generate a snapshot of the status of FSSM in 9 AMRUT towns.

Objectives of the study

- ▶ To assess current practices of FSSM value chain
- ▶ To identify the current capacity building needs of stakeholders like Urban Local Bodies (ULBs), cesspool operators, masons, Community Based Organizations (CBOs), and citizen groups.
- ▶ To assess the institutional structure for operationalization of the FSSM
- ▶ To assess the current level knowledge, attitude and practices of key stakeholders and community members with regard to FSSM to contribute to the programme design

1.2 Approach and methodology

The rapid assessment study has adopted the following quantitative and qualitative methods to collect information.

1. Primary survey for households on access to onsite sanitation system and practices (Annexure 1 – Questionnaire for Household Survey)
2. In-depth interviews (IDIs) with key stakeholders – Officials and elected representatives of ULBSs, officials from other government institutions like Odisha Water Supply and Sewerage Board (OWSSB), Odisha State Pollution Control Board (OSPCB) & service providers like cesspool operators, masons using semi structured IDI guide (Annexure 2 – Questionnaire for In-Depth Interviews)
3. In-depth Interviews (IDIs) and Focus Group Discussion (FGDs) with citizen groups, Non-Government Organization (NGO), ULB-level Sanitation Committees, ward committees & other CBO. Semi structure guide was used for FGDs. (Annexure 3 – Questionnaire for Focused Group Discussion)

For identifying the representative samples, we adopted multi-stage sampling for all 9 AMRUT towns.



Sample size for Balasore

For the city of Balasore, 240 households were surveyed, 18 IDIs and three FGDs were conducted over the period of April to May 2017 (Annexure 4 – In-Depth Interviews and Focused Group Discussion details). The analysis for sample size calculation for 9 AMRUT towns considering their Municipal area is given below:

Table 1-2: -Sample size for Balasore

City/Town Name	No. of Household	Wards	Required No of Wards	HH Required each city universe	%having latrine	No of households surveyed
Balasore	25713 ⁷	31	10	237	81% ⁸	240

Sample size for wards in Balasore:

Multistage sampling strategies were followed for the selection of the households. In first stage, 10 out of 31 wards were selected using simple random sampling methods, and then 24 households from each ward were selected using systematic random sampling methods.

Sample size for households in Balasore:

In this assessment convergent parallel mixed method approach was used. Primary survey was conducted at household level. Total households of the city was the universe of the study and household was the sampling unit. Total number of households in Balasore city is 25713 (Census 2011). Sample size was calculated based on anticipated prevalence i.e. percentage of the household having individual latrine (81%).⁹ The power 80% and 95% Confidence Interval (CI 95%) was applied to the households having individual latrine to arrive at the number of households to be surveyed. The formula used for calculating the sample size in open EPI info software is:

$$\text{Sample size } (n) = \frac{[DEFF * Np (1-p)]}{[(d^2 / Z^2 (1-\alpha) / 2 * (N-1) + p * (1-p))]}$$

For Balasore, the required number of households calculated using the above mentioned statistical information and formula was 237.

Demographic information, household access to sanitation facilities, septic tanks/pit related information and awareness on environmental and public health impact of sludge disposal and community engagement activities or each household were collected using pre-designed questionnaire. Before the interview written consent was obtained from the head of the household.

The quantitative data was analyzed using descriptive statistics and qualitative data using content analysis methods.

⁷ Census 2011

⁸ Census 2011

⁹ Census 2011

Figure 1-1: -Household Questionnaire and Survey



1.3 Limitations of study

The rapid assessment of sanitation situation in the city of Balasore is performed in a period of two months, April to May 2017 with intent to provide a quick overview of aspects relevant to sanitation and faecal sludge situation in a city and hence, the coverage in the report can be limited.

Sample survey has its own limitations in terms of representative opinion which may not be apply for general population. Sampling technics explains the limitations in detail.

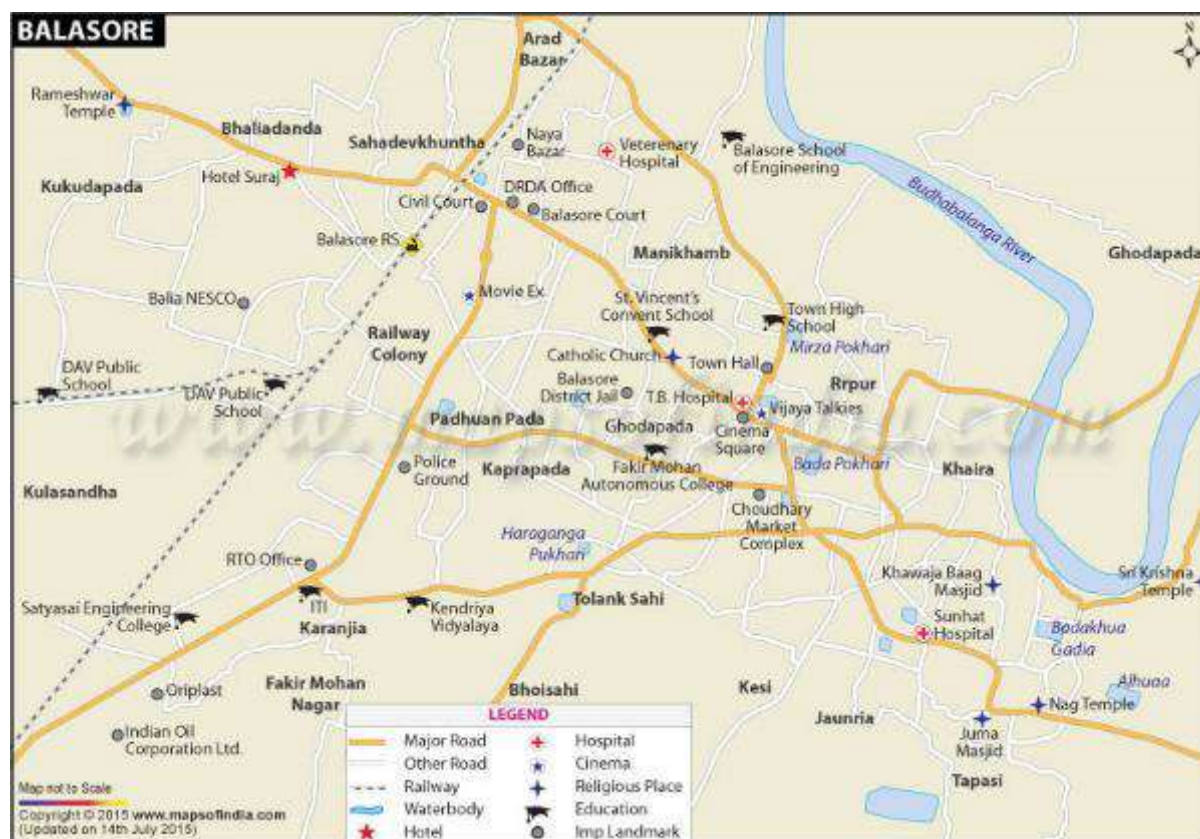
Storm water drainage is not being considered as part of the city since it is beyond the scope of FSSM. Study on FSSM is limited to pits and septic tanks while storm water drainage falls under liquid waste management.

2 City profiles

2.1 Location and regional settings

Balasore is a coastal city approximately 12 km away from the coast. It is best known for Chandipur beach. It is known as “the city of land on sea shore” and also “the city of sand.” It is crisscrossed with perennial and estuarine rivers because of its proximity to the sea. Two important rivers of Odisha, namely Budhabalanga and Subarnarekha pass through the district from west to east before surging into the Bay of Bengal. Balasore is situated at 16 m above sea level in the north of Odisha in Balasore district. On its eastern side district is bounded by Bay of Bengal, on the western side is Baripada district, on the southern side Bhadrak district, and on the northern side is West Bengal state. It is located at 21°30'N, latitude and 86 ° 56' E Longitudes. It falls under the seismic zone category I to II¹⁰ i.e. low damage risk zone and moderate damage risk zones.

Figure 2-1: -City Map of Balasore



Source: Balasore Municipality

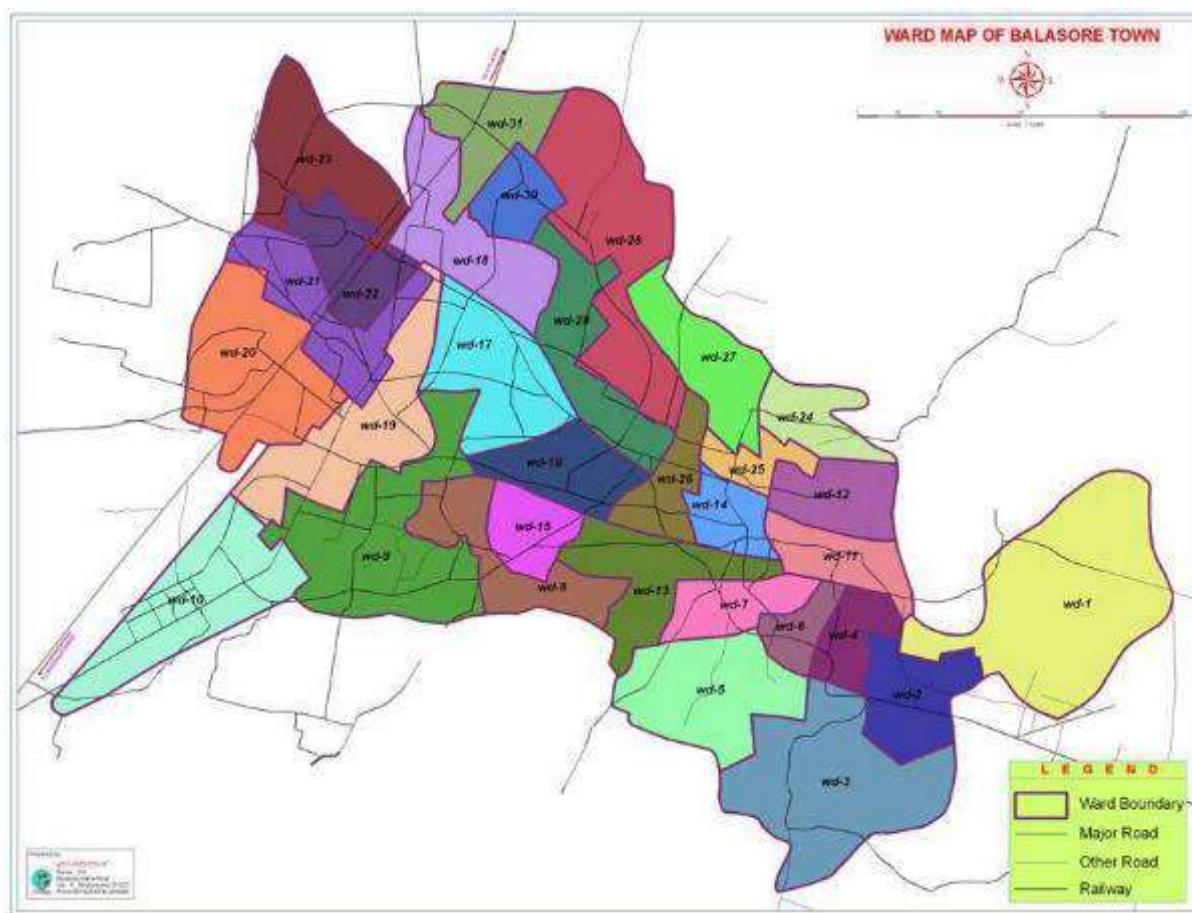
2.2 Demography

Balasore Municipality was constituted in the year 1876. There are 31¹¹ wards in the municipality spreading over an area of 17.48 sq km. The city with a population of 1.18 lakh is governed by the Balasore Municipality. The ward map is shown in Figure 2-2: -Ward Map of Balasore

Figure 2-2: -Ward Map of Balasore

¹⁰ <http://www.nidm.gov.in/pdf/dp/Odisha.pdf>

¹¹ <http://www.balasoremunicipality.in/ProjectGlance.aspx>



Source: Balasore Municipality

Some of the key demographic indicators of the town are given below:

Table 2-1: -Key demographic indicators

Sl. No	Indicators	Data
1	Total Population	1,18,162
2	Slum Population	59,050
3	No. of households	25,713
4	No. of slum households	12,850
5	No. of non-slum households	12,863
6	Average no. of person per household	4.59
7	Average income of people	19268 ¹² per annum
8	Gender ratio	962 females per 1,000 males ¹³

Source: Census 2011

There are 72¹⁴ identified slums in Balasore town with a population of 59, 050. These slums have dilapidated housing structure with poor ventilation and are extremely over-crowded. The slums and squatter settlements have sprung up throughout Balasore, but mainly along the Budhabalanga River,

¹² Per capita Net District Domestic Product (NDDP), Odisha Economic Survey, 2015

¹³ Census data 2011

¹⁴ <http://baleswar.nic.in>

the railway line and on government land. In terms of basic services, very few slum households have access to pipe water supply and are mostly dependent on municipality stand posts. Ward number 31 is most vulnerable it has maximum slum population. Table 2-2 shows the ward wise population..

Table 2-2: -Ward wise population of Balasore

Ward Number	Male	Female	Total	Number of HHs	Pop./HH
1	2001	1869	3870	824	5
2	1821	1680	3501	728	5
3	2133	2101	4234	870	5
4	1869	1743	3612	706	5
5	2194	2137	4331	921	5
6	2080	2147	4227	759	6
7	2004	1930	3934	820	5
8	2273	2243	4516	981	5
9	2021	1944	3965	902	4
10	1880	1793	3673	862	4
11	1811	1770	3581	764	5
12	1968	1820	3788	832	5
13	2067	1992	4059	867	5
14	1843	1772	3615	736	5
15	2089	1950	4039	1007	4
16	1810	1600	3410	740	5
17	1632	1565	3197	759	4
18	1692	1639	3331	771	4
19	1926	1976	3902	907	4
20	1842	1753	3595	817	4
21	2102	2026	4128	978	4
22	1759	1529	3288	717	5
23	2706	2546	5252	1173	4
24	1469	1462	2931	592	5
25	1614	1581	3195	615	5
26	1656	1632	3288	680	5
27	1966	1915	3881	828	5
28	2181	2154	4335	975	4
29	1923	1940	3863	902	4
30	1924	1806	3730	830	4
31	1963	1928	3891	850	5
Total	60219	57943	118162	25713	

Source: Balasore Municipality

2.3 Overview of sanitation situation in Balasore

It is evident from the data that about half of the city households reside in slum areas. Access to the toilets is relatively low in these slum areas. The poor condition of community toilets forces slum dwellers to defecate in open. Many of the slums are located near water bodies and slum dwellers practice open defecation along the banks of the ponds and rivers. The people residing in wards 1,2,11,12,24,27 are defecating on the banks of the river.

According to Census 2011 about 81% of the households have access to individual household

latrines¹⁵; there are four functional community toilets and six functional public toilets. Three community toilets are dysfunctional. Four hybrid toilets have been proposed and construction of one hybrid toilet has already started. This emphasizes the need of adequate number of public/community toilet in slums along with individual household latrines (IHHL). The specific details related to access to toilets, open defecation scenario and the FSSM value chain is captured in Section 4: FSSM situation assessment

Table 2-3: -FGDs and IDIs responses for sanitation situation in Balasore

Objective:	To understand key sanitation issues
Participants:	Mahila Arogya Samiti (MAS) members, Self Help Group (SHG) members, ASHAs, AWWs, Sanitary Inspector, Community Organizers, SBM Coordinator, Councilors, Chairpersons, City Engineer and Health Officer, Executive Officer, District Social Welfare Officer, and Regional Officer OSPCB.
Key findings:	<ul style="list-style-type: none"> • Due to absence of sewerage network, wastewater flows directly into the drains. Flow of wastewater into natural drains and water bodies leads to degradation of water bodies and contamination of surface water. Most of the slum areas and some of the non-slums areas toilets are directly connected to open drain; hence there is no separation of grey water and black water. In some wards, household members defecate on the river banks which results in pollution of the surface water and causes health hazards, particularly in old Balasore areas. • Water sample from drains is collected to monitor the river point source pollution. Drain samples are collected in coordination with ULB during outbreaks. National guidelines are adhered to for sample collection process. • There is a need for adequate numbers of community toilets as there are only 10 functional community toilets in the city to reduce open defecation. • The roads are too narrow and hence construction of sewerage network project is difficult • Septic tanks are cleaned by municipal workers by two municipality owned cesspool vehicles; however narrow road is a major barrier. • According to the ward councilors and community organizers, some of the slum households adopt non-mechanical ways of cleaning sludge, particularly during night because of fear of city laws. This practice is found commonly in case of HHs having single pit latrines. Sometimes households pay more for manual cleaning than cesspool vehicles. Manual cleaning is happening because of two reasons – vehicle inaccessibility and lack of awareness on cesspool vehicles. • Sludge disposal is a challenge because of road inaccessibility to existing disposal site (Chunabhati area). In the existing site, municipal solid waste is also disposed. Some of the community members also throw animal carcass on the existing site. • Land is a major issue for Balasore Municipality for construction of Hybrid toilet, temporary disposal site and even for SeTP. Recently, the Municipality has decided to allot 1.60 acres of land for septage and 12 acres of land for solid waste management near Gudu area¹⁶.

¹⁵ Census 2011

¹⁶ Annexure 6

Figure 2-3: -Discussion on FSSM situation with Collector, Project Director DUDA and Executive Officer



Figure 2-4: -Discussion on FSSM situation with Community Organizers and Councilor



2.4 Infrastructure facilities

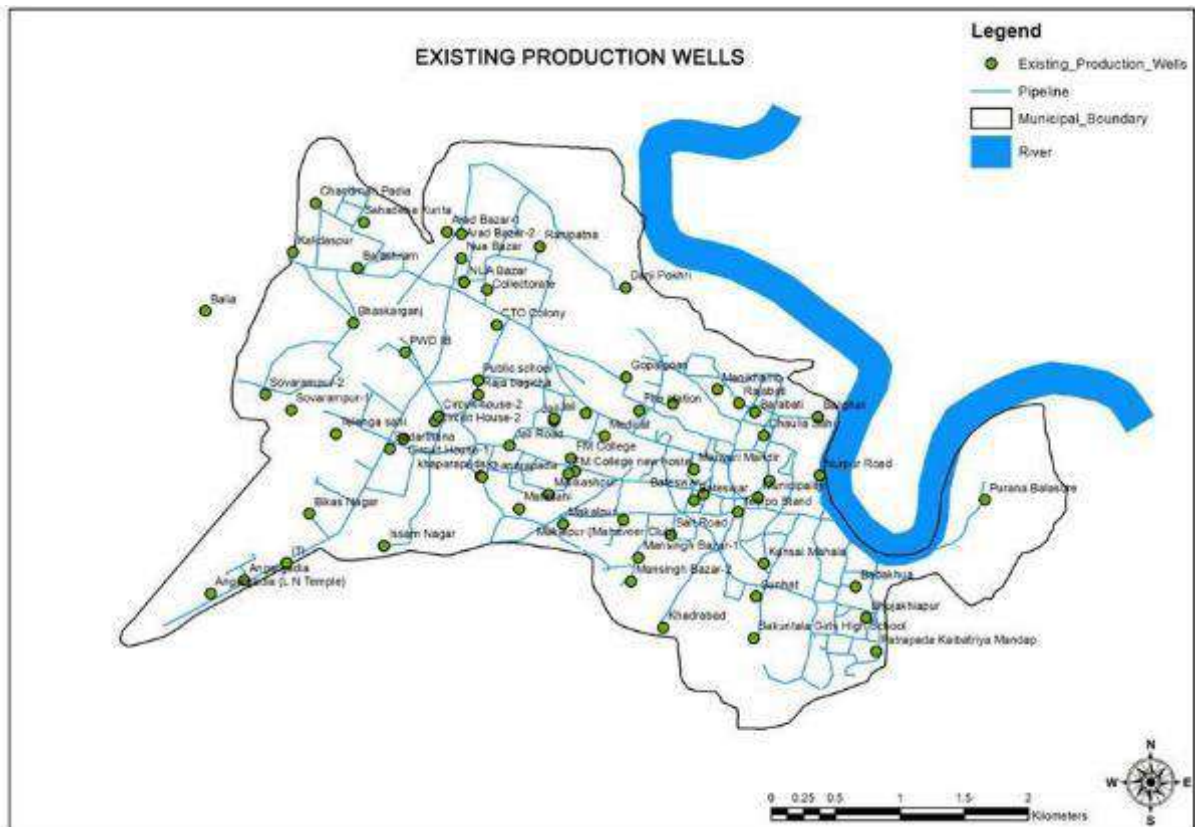
2.4.1 Water supply

Ground water is the only source of water supply in Balasore. Public stand posts and municipal taps are available. Tube wells and wells are common. The Budhabalanga River is not suitable for drinking as it is polluted. As per Central Pollution Control Board data, the BOD levels in Budhabalanga is increasing.¹⁷ Figure 2-5: -Water Sources in Balasore highlights the water sources in Balasore. The city is completely dependent on ground water sources with 74 production wells and 113.9 km of pipeline. There are 10,874 house connections and 631 stand posts available. Water is only available for two hours for the consumer. As per the Service Level Improvement Plan (SLIP), 2015 for Balasore, the present source of water used is ground water. The total capacity of the water sources is 19.08 Million Liters per day (MLD) and the present demand of the city is 35.48 MLD. Around 42% of the population has water service connection while rest depend on other sources like stand posts, pumping wells, open wells, hand pump and tube well. Water is extracted from the ground water through production wells. Water from production wells is stored in Ground Storage Reservoir (GSR) or Elevated Storage Reservoir (ESR). There are six ESRs and 13 GSRs located in the city. No treatment plant is available to treat the water. Ground water extracted from tube wells is treated through chlorination process by putting the bleaching powder in the tank near tube well or in the ESR/GSR. The transmission and distribution in Balasore city consists of PVC pipelines. Water is supplied through 72 bore wells.

“There is a depletion of ground water; future need of surface water would increase. SeTP will help in reducing contamination” - Regional Officer, OSPCB

¹⁷ <http://cpcb.nic.in/water.php>

Figure 2-5: -Water Sources in Balasore

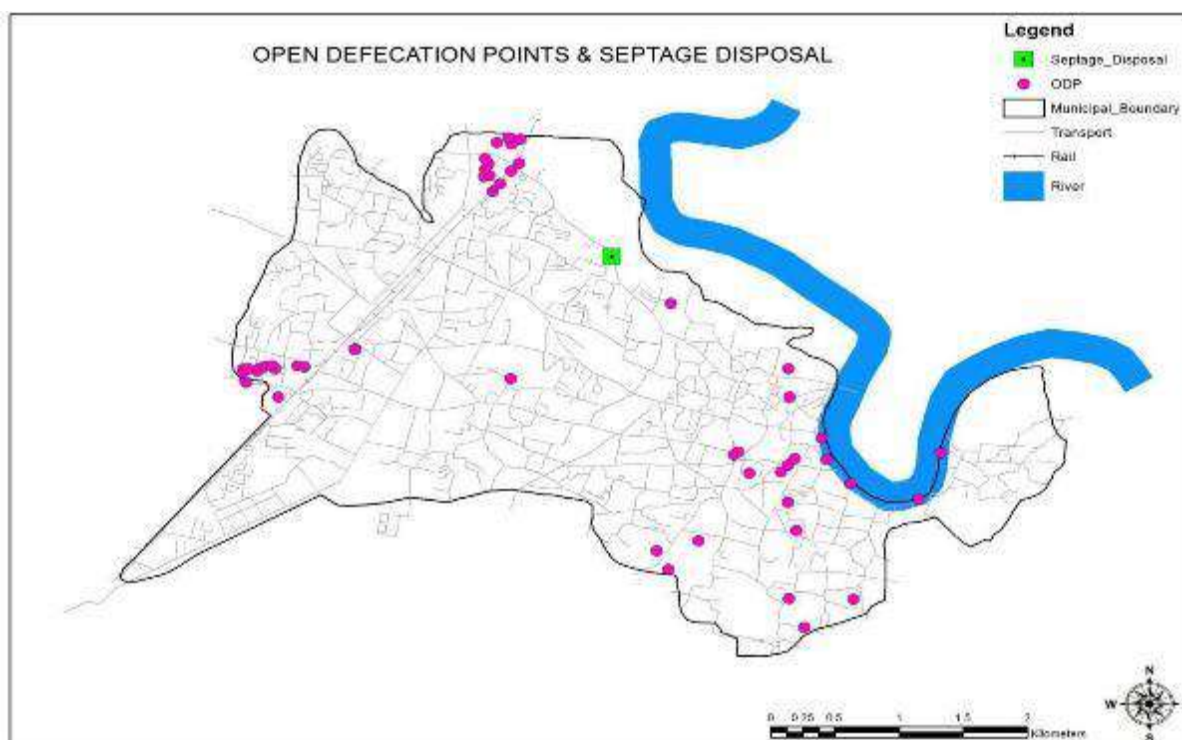


Source: Report of GIS based sanitation prepared by Center for Policy Research

2.4.2 Sewerage systems

Sewage generated in Balasore is estimated at 15.096 MLD which is discharged through the drains meant for carrying out the rain water. Absence of proper sewerage network results in polluting the drains. There is no sewerage system in the city area except in colonies in DRDO area. Most of the households have onsite sanitation with septic tank and pits. The septic tanks are cleaned at regular interval by cesspool provided by the Municipality. The collected septage is then disposed of into the natural drain near Chunabhaati area which finds its way into the river Budhabalanga.

Figure 2-6: -OD points and Septage disposal location in Balasore



Source: Report of GIS based sanitation.

2.4.3 Solid waste management

Collection of solid waste for 31 wards in the city is done door-to-door. There is no existing solid waste treatment plant in the city. Recently, the Municipality has decided to allot 1.60 acres of land for septage and 12 acres of land for solid waste management near Gudu area. The waste from the city is transported using compactor trucks and tipper trucks of 20 m³ capacity to the Chunbhati areas which is located three km away from the city.

Table 2-3: - IDI and FGD response on solid waste scenario in Balasore

Objective:	To understand the solid waste scenario
Participants:	Sanitary inspector and Community Organizers (COs)
Key observations:	<ul style="list-style-type: none"> • There is lack of solid waste management in city, for new treatment plant 12 acres of land allotted by Municipality at Gudu areas for construction of Solid Waste Treatment Plant. • The waste is directly disposed into the Chunabhati areas. • Absence of safe and sanitary drainage system as most of the drains are open. • Awareness on waste segregation is promoted through community based organizations such as MAS, SHGs etc. Lack of facilities - dustbins for collection in all wards.

Figure 2-7: -Insanitary disposal site of the sludge at Chunabhatti area



2.4.4 Road network

The facilitation and management of roads and transportation in Balasore and around is at present done by Balasore Municipality, National Highways Authority of India (NHAI) and Public Works Department (PWD). Balasore Municipality is responsible for maintenance, construction of road network (city roads) and traffic management. Due to complex patterns of roads network, town is divided in various small pockets. As per Balasore Municipality report, the city has 471.11 km of road network. As per the primary survey, half of the roads are less than 2 m in width thereby creating bottlenecks in the core part of the city. In such a situation, cesspool operations via large capacity cesspool vehicles can be a challenge. Currently the municipality has two working trucks mounted cesspool and charges INR 800 per trip. The Municipality is in process of bidding for private operators to run the two newly acquired cesspool vehicles. Therefore, going forward improving the accessibility of cesspool vehicles shall be important for emptying and transporting waste.

2.5 Community based institutions and structures

2.5.1 Ward Health and Sanitation Committee (WHSC)

The OUSS 2017 mandates the formation of a Ward Sanitation Committee in each ward of the ULB consisting of 11 to 15 members. Ward Councilor/Corporator, Sanitary Inspector or a designated officer by ULB for each ward, frontline workers, representatives of local Committee/Bazar Committee/Sahi Committee, representatives of Residential Welfare Associations (RWAs) of the ward, representatives from slum sanitation committee, representatives of CBO (SHGs, youth club etc.), senior citizens and eminent persons of the area are nominated to the committee by the Mayor in consultation with the local Corporator. The WHSCs shall oversee the sanitation activity in the ward. The Member-Convener of each ward would be notified by the Commissioner. Balasore has recently formed WHSC/WKS as per the resolution passed by the Municipal Council. The WHSCs are formed in 28 wards of the city. There is standard reporting format for WHSCs.

2.5.2 Community based institutions under the National Urban Health Mission (NUHM)

- a) Ward Kalyan Samiti (WKS): WKS is formed at ward level under the urban local bodies (ULBs). It consists of 12 members including the corporator, frontline health workers, SI, community organizers etc. One of the main responsibilities of the WKS is to identify various health, water, sanitation and nutrition related issues/ problems and health resources of the ward particularly in the slum areas. In Balasore, WKS has been formed in 28 wards.
- b) Mahila Arogya Samiti (MAS): MAS is a local women's collective with an elected Chairperson and a Secretary. Each MAS covers approximately 50-100 households in slum and slum like settlements in a ward. One MAS consists of 11-15 women members depending on the size of

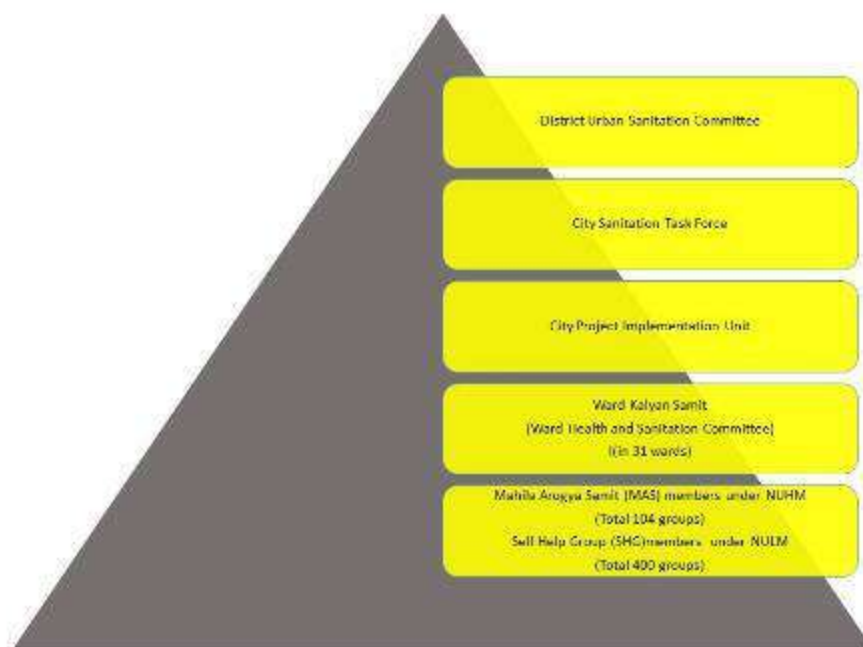
the slum. It addresses local issues related to health, nutrition, water, sanitation and social determinants of health at slum level. It is facilitated by the ASHA who acts as the Member Secretary. The total target area is divided and 10-12 households are allocated to each MAS member for effective tracking and follow up. The NUHM provides INR 5,000 as annual untied fund to each MAS for undertaking different activities in their slum or coverage area. The untied fund can be used for conducting fortnightly/monthly meetings of MAS, sanitation and hygiene activities, meeting emergency health needs etc. The MAS meet at least once in a month.

In Balasore total 104 MAS groups have been formulated. The MAS have been active in generating awareness on health and sanitation among the targeted households and several women have emerged as community leaders. They also participate in WKS meetings and raise issues related to health, sanitation, water and hygiene issues of their respective areas. Though the MAS members have been trained by NGOs on health and nutrition and other urban schemes, sensitizing the MAS members particularly on open defecation, its impact on health and FSM would be useful in spreading awareness among the households.

2.5.3 SHGs formed in urban slums under the National Urban Livelihood Mission (NULM)

The main objective of the NULM programme is to reduce poverty and vulnerability of the urban poor HHs by enabling them to access gainful self-employment and skilled wage employment opportunities, resulting in an appreciable improvement in their livelihoods on a sustainable basis, through building strong grassroots level institutions of the poor. It aims at providing shelters equipped with essential services to the urban homeless in a phased manner.

Figure 2-8: -Committee to promote city sanitation activities in Balasore



Case in Point: Social media champ promoting health and sanitation.

Annapurna is a 44-year-old woman working as ASHA under the NUHM since August 2011. She works in ward number 5 and 13 and is active in organizing community awareness programme through the MAS and SHGs. She uses digital social media such as WhatsApp to highlight sanitation and health issues. So much so that officials and community representatives call her a social media champ!



She mobilizes communities to build IHHL and use CT/PT under the SBM in the wards. Besides, she keeps officials, community representatives and members involved in the social activities of her area. Through her constant highlight of sanitation and health issues, officials come to know about exact issues and importance of the matter. She is the bridge between various government departments, also leading conversion activities of departments for health and sanitation.

2.5.4 Others

The prominent NGOs actively working for the urban slum population and sanitation in Balasore have been tabulated below

Table 2-5: -NGO's working for urban slum population

S. No.	NGO	Major focus area
1	North Orissa Chamber of Commerce & Industry (NOCCI)	Infrastructure development like building of better road, civic amenities and social infrastructure.
2	Balasore Citizen Forum (BCF)	IEC/BCC
3	May I Help You (NGO)	Primary healthcare among urban poor- IEC/BCC and technical agenda of primary healthcare
4	BISWAS	Disaster Management, Education & Literacy, Environment & Forests, Micro Finance (SHGs), Micro Small & Medium Enterprises, Right to Information & Advocacy, Women's Development & Empowerment
6	Vikash Parishad	Information & Communication Technology (ICT) , Legal Awareness & Aid, Micro Finance (SHGs), Minority Issues, Panchayati Raj, Rural Development & Poverty Alleviation, Science & Technology,

Figure 2-9: -Ward Health and Sanitation Committee

OFFICE OF THE MUNICIPAL COUNCIL, BALASORE
 Tel No.- 06782-251265 Fax No.- 06782-251222
 E-mail: balasoremunicipality@rediffmail.com

No: 2778 Date: 26-05-17

NOTIFICATION

Constitution of Ward Health and Sanitation Committee in 31 wards of Balasore Municipality.

In pursuance of Odisha Urban Sanitation Strategy 2017, page no 307 a sub-city level institutional set up 'Ward Health and Sanitation Committee' is hereby constituted under the chairmanship of Ward Councillor in 31 Wards of Balasore URB. These committees will be responsible for oversight and implementation of the City Sanitation Plan (CSP) within the ward and report to City Sanitation Task Force (CSTF). These committees will also be responsible for coordinating the progress of the campaign and school sanitation initiatives. The committee must meet monthly once to discuss their issues and share to CSTF for further action. The following members are in Ward Health and Sanitation Committee:

Ward Councillor of Concerned Ward	Chairperson
Sanitation Inspector of Concerned Ward	Convener
Medical, Mahila Arogya Samiti	Member
Anganwadi Worker (AWW)	Member
Associated Social Health Activists (ASHA)	Member
Program, Women Self Help Group	Member
Primary School Teacher	Member
President, Youth Club Member	Member
Representative of NGOs Working in the Ward	Member
One Female College Student Representative from Ward	Member
One Male College Student Representative from Ward	Member

Memo No: 2779 Date: 26-05-17

Copy forwarded to the Health Officer, Balasore Municipality for information. He is requested to constitute ward Health and Sanitation Committee as per the guideline (copy attached in all 31 wards in consultation with concerned ward Councilors.

Executive Officer, Balasore Municipality

Figure 2-10: -City Project Implementation Unit

OFFICE OF THE MUNICIPAL COUNCIL, BALASORE
 Tel No.- 06782-251265 Fax No.- 06782-251222 E-mail: balasoremunicipality@rediffmail.com
 No: 2787 Date: 25-05-17

NOTIFICATION

Constitution of City Project Implementation Unit

In pursuance of Odisha Urban Sanitation Strategy 2017, page no 29 & 31 an inter sectoral supportive supervisory and monitoring team 'City Project Implementation Unit (CPIU)' constituted to facilitate activities of Ward Health and Sanitation Committee (Ward Kalyan Samiti) and support City Sanitation Task Force (CSTF) is hereby constituted. The team member and their responsibilities are given below:

Sl. No.	Name	Designation	Post No.	Remarks
1	Mrs. Sangeeta Panigrahi	Nodal Community Organizer, ULB	39 & 31	Subile Tudu
2	Mrs. Chandrakanti Rout	Community Organizer, ULB	4 & 7	Madhusudha Pradhan
3	Mrs. Sushmi Mishra	Community Organizer, DUDA	23 & 23	Purnima Choudhary
4	Mr. Biplob Keshari Das	Sanitary Inspector, ULB	1X & 29	Laxmi Mani Singh
5	Mr. Parus Chandra Singh	Sanitary Inspector, ULB	1 & 2	Sita Das
6	Mr. Mr Anwar Razaullah	Sanitary Inspector, ULB	24 & 25	Siddhanta Pattnaik
7	Mr. Kamal Lakshmi Kalra	Sanitary Inspector, ULB	30 & 31	Rasmita Mahapatra
8	Mr. Ujjal Pradhan	Assistant Engineer, ULB	13 & 14	Sanjaya Patra
9	Mr. Hansraj Nayak	Junior Engineer, FULB	18 & 18	Mihir Kishor
10	Mr. Santosh Kumar	Supervisor, ICDS	5 & 8	Kausthubh Nayak
11	Mr. Haran Mohanty	Supervisor, ICDS	28 & 27	Hemanta Das
12	Mr. Pratap Kumar Mishra	CWM Manager, NCMRY	9 & 10	Soumitra Behera
13	Mr. Hari Pradya Basara	Food Inspector, NUBM	5 & 6	Anjana Sahoo
14	Mr. Sanjay Kumar Parida	Public Health Manager, NUBM	11 & 12	Rajashree Mishra
15	Mr. Pradyumna Mohapatra	Program Manager, NGO, PVO	17, 18 & 19	Poojita Samal
16	Mr. Brajraj Mohapatra	MIS Officer, ULB		Over all co-ordination of the CPIU, ensure the regularity of monthly meeting, validate the report and prepare the report for CSTF agenda, Ensure waste management.
17	Mr. Deepika Rani Behera	Junior Engineer, ULB		
18	Mr. Ganadhar Mishra	St. Asst. Waste Management, ULB		
19	Mr. Ravi Bhusan Pattnaik	Asst. Program Manager, NUBM		

Memo No: 2788 Date: 25-05-17

Copy submitted to Collector & Dist. Magistrate, Balasore; Project Director, District Urban Development Agency, Balasore; Chief District Medical Officer, Balasore; District Social Welfare Officer, Balasore; Executive Engineer, Public Health and Engineering Division, Balasore; Chairperson and Vice Chairperson, Balasore Municipality for favour of kind information.

Executive Officer, Balasore Municipality

Figure 2-11: -City Sanitation Task Force

OFFICE OF THE MUNICIPAL COUNCIL, BALASORE
 Tel No.- 06782-251265 Fax No.- 06782-251222
 E-mail: balasoremunicipality@rediffmail.com

No: 2778 Date: 26-05-2017

NOTIFICATION

Constitution of City Sanitation Task Force (CSTF) for Balasore City

In pursuance of Odisha Urban Sanitation Strategy 2017, page no 297 the City Sanitation Task Force (CSTF) is hereby constituted under the chairmanship of Chairperson, Balasore Municipality with other members and special invitee given below:

Chairperson, Balasore Municipality	Chairperson
Executive Officer, Balasore Municipality	Convener
City Health Officer, Balasore Municipality	Member
District Social Welfare Officer (DSWO), Balasore	Member
Municipal Engineer, Balasore Municipality	Member
Convener, Council Health Committee, Balasore Municipality	Member
Executive Engineer, Public Health Division, Balasore	Member
Secretary, Saguna Sanikha, SHG Ward No 1, Community Representative	Member
President BSMWS, Balasore, NGO Working on Shubs for Water & Sanitation	Member
Child Development Project Officer, Balasore Sadak, Women Representative	Member
Sanitary Inspector zone 5, Representative of Saha Karmachari	Member
President, Chamber of Commerce, Balasore, Representative of Concerned Body	Special Invitee
District Program Manager, National Health Mission	Special Invitee
Block Development Officer, Balasore Sadak	Special Invitee
Program Officer, National Service Scheme, M.L.A. Unit College, Balasore	Special Invitee
HC Town Police Station, Balasore	Special Invitee
Circuit Inspector School, Balasore	Special Invitee

The CSTF will be responsible for situational analysis of city sanitation, design of city sanitation plan (CSP), ensuring use of sanitary latrine by all, safe disposal of sewage, liquid and solid waste, Review DPRs for urban sanitation; monitor the work progress as per the CSP and supports in social mobilization activities, awareness campaigns and stakeholder engagement. Monitor the activities of Ward Health and Sanitation Committee periodically and take necessary action.

Memo No: 2779 Date: 26-05-2017

Copy submitted to Collector & Dist. Magistrate, Project Director, District Urban Development Agency Balasore, Chairperson, Balasore Municipality for favour of kind information.

Executive Officer, Balasore Municipality

Figure 2-12: -District Urban Sanitation Committee

Government of Odisha
Housing & Urban Development Department
 NOTIFICATION
 Bhubaneswar, Odisha, 751001, 2017

Important memo No. 2789 (UD) After careful consideration Government has been pleased to constitute District Urban Sanitation Committee (DUSC) part of District Urban Development Agency (DUDA) with the following members. DUSC will be the District level monitoring and implementation agency for urban sanitation programme, schemes and strategies with Urban Local Bodies, Eng. Department, Local industrial associations, NGOs etc. as mentioned in the Odisha Urban Sanitation Strategy 2017.

1. District Collector	Chairperson
2. Member/Chairperson of ULBs in the district	Members
3. Commissioners/ Executive Officers of the ULBs in district	Members
4. Project Officer, DUDA/DUM	Member Secretary
5. Representative, (MTO nominated by PHEO)	Member
6. Representative, OWSB (nominated by OWSB)	Member
7. Chief District Medical Officer (CDMO)	Member
8. District Social Welfare Officer (DSWO)	Member
9. District Project Coordinator (DPC)	Member
10. Chief Inspector of School (CIS)	Member
11. Regional Director Officer, GULB	Member
12. Officers in charge of ODS, DUDA	Member
13. One invitee from Mission Shakti	Member
14. One invitee from Industries	Member
15. One invitee from NGOs active in District	Member

(preferably from health department) to be nominated by Collector concerned)

The Terms of Reference of the DUSC is as in Form -2917 (attached with No. 2789, DUD 2017, 2016).

By order of the Government,
 Commissioner Urban Sanitation Agency to Government

Table 2-6: -IDI and FGD response for roles of CBO in Balasore

Objective:	To understand the roles taken by CBOs
Participants:	Sanitary inspector and CBOs (MAAS, SHGs etc.)
Key observations:	<ul style="list-style-type: none"> Increasing awareness of households on adverse effects of open defecation, insanitary toilets, disposal of garbage on roads on health through group meetings and interpersonal counselling WHSCs have been formed in all wards and ten wards meetings have been conducted, and key issues documented. MAS spreads awareness on toilet construction schemes through communication materials received from various awareness programme under the SBM. All the wards are converging for health, sanitation and nutrition activities with the NUHM, ICDS, NULM and ULBs. There is strong interdepartmental co-ordination by City Project Implementation Unit (CPIU) with all the departments, which are involved for the project (Annexure is attached with the report).

Figure 2-13: - Discussion among ULB Personnel



Figure 2-14: - Interaction with MAS, SHGs and ASHAs



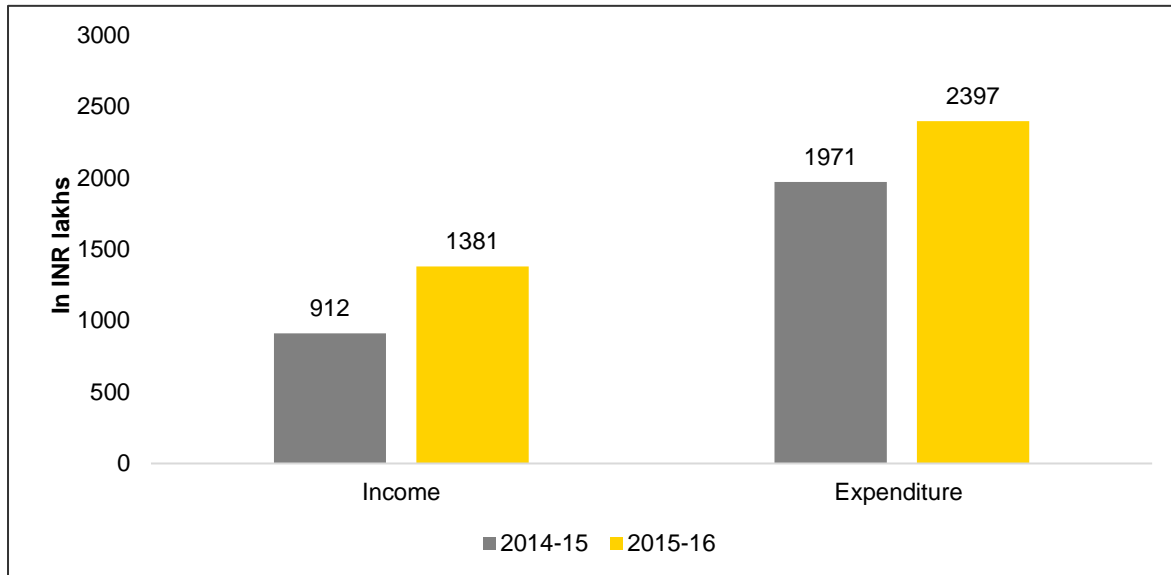
Figure 2-15: - Interaction with Health and ICDS department



2.6 Municipal Finance

An attempt is made to analyze the income and expenditure patterns in the Municipality during FY 2014-15 and FY 2015-16. It is observed that the income and expenditure estimated during the FY 2015-16 are lower than those in FY2014-15. While income has increased by 52%, expenditure has grown by 22%. The income budget and expense budget estimate for FY 2015-16 was INR 56.83 crores and 46.71 crores respectively.

Figure 2-16: -Income and expenditure pattern Balasore municipality



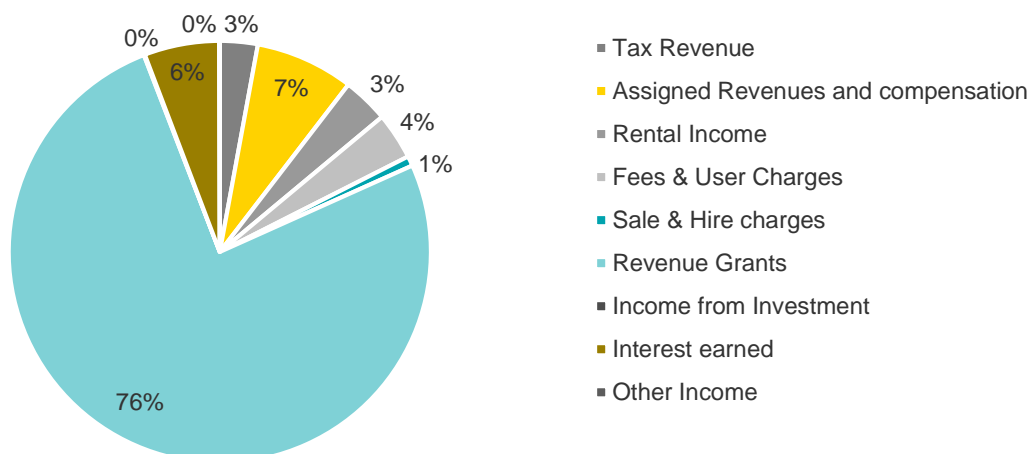
Source: Balasore Municipality

Income

The expenditure of municipality exceeds the income in both the financial years. A detailed analysis of municipal revenues and expenditures for the latest year 2015-16 shows that revenue grants are the single major source of income, contributing to an overwhelming 76% to total revenue. The budget estimate for grants for the year 2015-16 was INR 41.84 crores while the actuals were INR 10.47 crore. The revenue base of municipalities is weak and they are heavily dependent on state government fund. The next major contribution is from assigned revenue and compensation, which contribute 7% of the total revenue. Tax revenue includes holding/property, water, lighting, electricity and other tax.

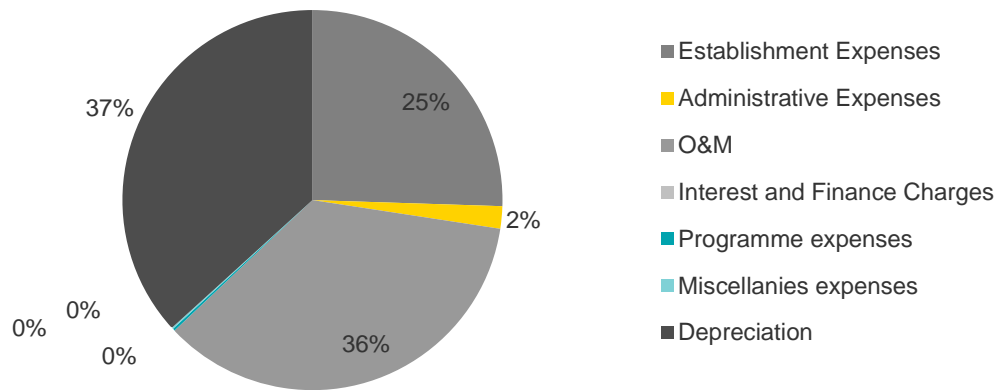
Balasore Municipality collects holding tax from the tax payers. Collection of property/holding tax was INR 39.98 Lakh during 2015-16. There is tremendous potential for increasing the number of holdings as well as augmenting holding tax collection. Sources such as income from investments, sale and hire charges and tax revenue together contribute less than 5% of total revenues. Rent from municipal properties is approximately 3% of the total income.

Figure 2-17: -Income of Balasore Municipality in FY2015-16



Expenditure

Figure 2-18: -Expenditure of Balasore Municipality in FY2015-16



The total expenses of ULB in FY 2015-16 were INR 23.97 crores as compared to the income, which was approximately 13.81 crore in the same period. This implies that the ULB is not breaking even and is unable to meet the costs despite the fact that grants, contribution and subsidies constitutes 83% of their total income.

Establishment expenses constitutes 25% of the total cost for Balasore Municipality. This includes the salary paid to staff. It can be observed that Operations and maintenance constitutes another 36% and administrative expenses are 2%. Depreciation constitutes about 37% of the total expenditure.

3 Policy, regulatory and institutional framework

3.1 Overview of national policies and framework

The public policies of urban sanitation in India is moving in-line with political and development contexts, trends and patterns of urbanization and the magnitudes of challenges that urban sanitation sector is posing before the nation. Urban sanitation is primarily a state subject. However, urban sanitation is dealt at center, state and city level by Government of India, Government of Odisha and Municipalities, respectively. In the field of urban sanitation policies in India and in Odisha, there is a 'paradigm shift' in approaches and frameworks in the current policies and programmes in compare to the previous ones. At present, urban sanitation interventions are target oriented¹⁸ and partnership based¹⁹ to bring universality, efficiency and sustainability in sanitation services. Across the Country including Odisha, urban sanitation activities are being governed by the Swachh Bharat Mission (SBM-U) programme. .

1. Swachh Bharat Mission (Urban)

A recent study conducted by the Ministry of Urban Development (MoUD), 2016 found progress of Odisha in the SBM targets need accelerations²⁰ to meet the mission targets. Out of 511 cities²¹, declared as ODF till March 2017, not a single city from Odisha has been able to find a place in this list. The Swachh Survekshan 2017 conducted by MoUD in all major cities in Odisha shows decline in ranks indicating real challenges before the state to achieve sanitation goals. In the FSSM context, SBM guideline specifies that "in addition to the construction of the toilet superstructure, an onsite treatment system (such as twin pits, septic tanks, bio-digesters, or bio-tanks) should also be constructed for the collection, treatment, and/or disposal of sewage at or near the point of generation²². The guidelines specifically mentioned that ULB officials or private contractors should "ensure safe disposal of septage at a treatment plant," however, it doesn't specify any monitoring framework or suggestive action steps that states can adopt if the quality standards of construction of septic tanks or emptying and safe disposal by private contractors are not met.

2. National Urban Sanitation Policy (NUSP), 2008²³

The key perception of NUSP 2008 is that changing mind-sets is often harder than changing technology and the policy attempts to address many institutional issues, the plight of the urban poor, especially the manual scavengers, the lack of awareness on sanitation, integrated planning, and the lack of technical knowhow and capacity due to which most of our infrastructure facilities to not operate efficiently. NUSP, 2008, brought about a paradigm shift in India's approach from a 'conventional centralized sewerage network' approach of urban sanitation to a more 'holistic framework'. With regard to FSM, NUSP has very clearly outlined the following:

- i. Promoting proper disposal and treatment of sludge from on-site installations (septic tanks, pit latrines, etc.)
- ii. Ensuring that all human wastes are collected safely, confined, and disposed of after treatment so as not to cause any hazard to public health or the environment;
- iii. Promoting proper functioning of network based sewerage systems and ensuring connections of households to them;

¹⁸ SBM targets to make India ODF by 2nd October 2019

¹⁹ One of the guiding principles of SBM is encourage PPP and involve civil society groups, academic institutions, corporate bodies, users associations, NGOs, corporations and ensure citizens participation etc.

²⁰ MoUD 2017

²¹ MoUD 2017

²² SBM(U) guidelines 2016

²³ A revised version of NUSP is currently in draft and has not been released yet.

- iv. Encouraging recycle and reuse of treated waste water for non-potable applications, wherever possible.
- v. Initiating a framework for cities to prepare City Sanitation Plans (CSPs) under the scheme of State Sanitation Strategy.

A key highlight of the policy and the award plan is that the focus is not on infrastructure development alone but outcomes and behavior change. Under the policy, all states are required to develop state sanitation strategies according to the national guidelines. Odisha was the first state in the country to develop Odisha Urban Sanitation Strategy (OUSS) in 2011 in response to the NUSP 2008. The state has also redeveloped the OUSS in 2016 by fixing a target to achieve NUSP goals and objectives by 2026. In order to realize the goals of NUSP, MoUD has recently released a primer on FSSM as well as Rapid Assessment Tool to estimate the budget for FSSM. The aim is to implement citywide FSM. This tool gives an estimate of the financial requirement of the city to put in place the necessary infrastructure for FSM. The MoUD has also directed the states to assign responsibility of FSSM to the respective 'Water and Sanitation Board' and rename these boards as 'Water, Sanitation, and Septage Board.'²⁴

3. Atal Mission for Urban Transformation (AMRUT) guidelines 2017

AMRUT is a step forward to implement NUSP 2008 in urban areas. The AMRUT guidelines 2015 stipulated the need of septage management especially, 'mechanical and biological cleaning of septic tanks' and central funding support in partnership of state government has been suggested. However, it does not emphasize on dedicated septage treatment facilities or disposal/reuse of the sludge. Enhanced convergence between AMRUT and SBM (Urban) would streamline activities for making ODF communities. In Odisha, only nine Class I cities with population above one lakh are covered under the AMRUT programme and are constructing the SeTPs. Small towns are not covered in AMRUT and the guidelines focus more on coverage rather than treatment and reuse. The AMRUT cities/towns covers almost 50% of Odisha's urban population and all nine cities have a clear cut SLIP covering all sanitation components on priority and have adopted an 'integrated service approaches' - water supply, access to toilets by all, storm water management, waste water management and solid waste management. The state has also prepared a State Annual Action Plans (SAAP) for project period (2015-2020).

4. National FSSM policy 2017

The key objective of the urban FSSM Policy is to set the context, priorities, and direction for, and to facilitate, nationwide implementation of FSSM services in all ULBs such that safe and sustainable sanitation becomes a reality for all. It seeks to address the efficiency of systems in place for onsite sanitation whereof the faecal sludge output needs to be managed in an environmentally safe manner including the proper engineering design, construction and maintenance of septic tank systems, pit latrines and such other systems generating faecal sludge. It defines the roles of each levels- center, state and ULBs with technology options and clarification of roles and responsibilities of institutions. Only on-site sanitation facilities and areas served by such facilities would fall under the purview of this FSSM Policy. It does not seek to cover network or conventional sewerage system (including treatment plants) of wastewater/sewage management²⁵. However it will address synergies between FSSM and sewerage systems or municipal solid waste (MSW) management, e.g., co-treatment of faecal sludge and septage at sewage treatment plants or co-treatment and management of faecal sludge and septage, and MSW.

The policy lay stress on the setting up of faecal sewage treatment plants in cities and urban local bodies, as well as address the restructuring of sewerage systems in urban India. FSSM also addresses gaps in urban sanitation and lays a clear vision and objectives to deal with faecal sludge

²⁴ AMRUT reforms

²⁵ National FSSM 2017

and septage management. It has been duly recognized by the MoUD that the objectives of the SBM cannot be fulfilled without a dedicated FSSM Policy. Management of faecal sludge in urban areas should go hand-in-hand with the installation of toilets before the gap between production of sludge and its treatment becomes too wide to exist. The policy provides proper outcomes with well-defined directions.

3.2 State level policy and regulatory framework

1. Odisha Urban Sanitation Policy (Ousp-2017)

Odisha Urban Sanitation Policy (Ousp) 2017 is the most recent policy document that has evolved on the lines of overall sanitation goals and objectives set in the national and international policies and programs on sanitation. The aim of this policy is to support the implementation of India's National Urban Sanitation Policy, 2008 in Odisha. It also has brief sections on institutional mechanisms, planning and financing, incentives for urban local bodies (ULBs), and implementation, reaching the un-served population and urban poor, provision for migrants and the floating population, and behavior change communication, proper operation & maintenance of all sanitary installations.

Key outcomes envisaged through Ousp 2017 are

- ▶ Urban areas will be Open-defecation (ODF) and open discharge free (ODF +/++)
- ▶ Sewage, septage and liquid waste will be safely managed
- ▶ MSW will be safely managed
- ▶ Women and girls will have access to safe MHM
- ▶ Safety standards and guidelines would be followed in the entire service chain
- ▶ Cities/towns would not pollute rivers/ basins
- ▶ A sustainable and comprehensive business model over septage management

2. Odisha Urban Sanitation Strategy (Ouss-2017)

Ouss (2011) had a target to achieve ODF by 2017. However, this target has now shifted to 2026. SBM target is to achieve ODF by 2019. Odisha urban sanitation strategy (2017) was formulated to achieve the goals set in Ousp 2017. Key strategies are -

- ▶ Solid Waste –Practice of 3 R's at source, door to door collection, transport dumping and treatment
- ▶ Cost recovery, end to end service, reuse
- ▶ Sanitation is beyond toilets (ODF+ and ODF ++)²⁶
- ▶ Liquid Waste – waste water management , FSSM services in sanitation chains
- ▶ Multiple Approaches for ODF – IHHL, Public Toilets, Community Toilets, Hybrid Toilets, Mobile Toilets etc.
- ▶ Sanitation still remains supply driven. It needs to be demand driven
- ▶ Equity and safety for access and use for the vulnerable and unserved
- ▶ Awareness
- ▶ Institutional roles and responsibilities as well as capacity building
- ▶ Emphasis on O&M , PPP and private participation
- ▶ Environmental concerns in service delivery
- ▶ Robust city and district level institutional structures – District Urban Development Agency (DUDA), District Urban Sanitation Committee (DUSC), City Sanitation Task Force (CSTF), Ward Sanitation Committee (WSC) and users association for engagement

3. Odisha Septage Management Guidelines (2016)

The Housing & Urban Development Department, Government of Odisha, intends to put in place a set of operative guidelines for ULBs that will formalize and provide a framework for safe handling of septage in the entire sanitation delivery chain (containment, emptying, transport, treatment, and

²⁶ ODF+ (No undesignated discharge of septage, sewage and black water)

ODF++ (No open discharge of human faecal and liquid waste, and safe containment, transport, treatment, and disposal of all human faecal waste, and waste water (black and grey)

disposal/reuse) and aims to achieve the goals of OUSS,(2016-2026). These guidelines conform to the advisory note on septage management developed by the MoUD and the guidelines on design and construction of septic tanks issued by the Bureau of Indian Standards (BIS) and the Central Public Health and Environmental Engineering Organization (CPHEEO). Further, these guidelines are intended to strengthen the existing framework focused on implementing the provisions of the Prohibition of Employment as Manual Scavengers and their Rehabilitation Act, 2013, in the state of Odisha.

The operational procedures outlined in these guidelines are applicable to all ULBs of Odisha and covers the following areas:

- ▶ Framework on septic tanks, including standard design and construction;
- ▶ Adoption of desludging procedure for the septage generated;
- ▶ Safe transportation of septage from collection point to receiving facility;
- ▶ Technological intervention for proper treatment of septage, disposal, and re-use;
- ▶ Public awareness

The guidelines framed by the H&UDD of Odisha have made it compulsory for all households to construct septic tanks and stop the sludge from out flowing into municipal drains. The rules direct house owners to contact only civic body officials or other registered sanitary agencies to clear out the septic tanks and strictly keep away from engaging manual scavengers.

3.3 Existing regulatory framework

The regulatory and institutional framework for FSM is defined in the earlier sections. In Odisha, FSSM rules and programs falls in multiple agencies. OWSSB creates assets and infrastructures and sewerage network projects in five cities²⁷ at present. The O&M of sewerage facilities is done by the OWSSB for the CDA area in Cuttack and in Puri and the Rourkela Municipal Corporation (RMC) for Koel Nagar area in Rourkela.

State level

ULB is the constitutional body accountable and responsible for the sewerage system / septage system as part of urban sanitation as per 74th Constitutional amendment but lacks capacity to handle the service. The state government has arrangements for tripartite agreement between the H&UDD, parastatals and ULBs for the service provisions

Directorate of Municipal Administration (DMA) is the key department to monitor the ULBs for adherence of rules and regulations and promote capacity in HR and Finance. The urban sanitation mission is headed by the Chief Minister of Odisha and State Steering committee is headed by the Chief Secretary and the state management committee is headed by the Principal Secretary of H&UD department. Public health and environment standards are as per the CEPHEO guidelines, Odisha State Pollution Control Board (OSPCB) serves notices to violators including the ULBs. It is strictly mandated under the laws to adhere to BIS, Basic Safety Standards (BSS) and National Building Code (NBC) for the construction of septic tanks. The two mission directorate AMRUT and SBM are handling the FSM services. However, above mentioned standards and guidelines are required to be implemented by development authorities (BDA, PKDA, CDA SDA, BeDA etc.²⁸) under the overall guidance of State Directorate of town planning.

Moreover, other departments are also linked. The Planning & Coordination department which handles the District Mineral Foundation (DMF) funds can play big role in FSM under the present strategy of the government. MAS and Health & Family welfare department will be heavily involved in community mobilization. For skill promotion among the masons and scavengers, the Skill Development Authority

²⁷ Puri was commissioned in 2014. Bhubaneswar and Cuttack is under process and expected to be commissioned by 2018 (JICA). In Sambalpur and Rourkela –contract has already been awarded. Berhampur is in DPR stage.

²⁸ Bhubaneswar Development authority, Cuttack Development authority, Sambhalpur Development authority, Berhampur Development authority

and finance agencies like SC ST finance corporations can be leveraged. Engagement of private agencies has become more common as many corporate houses and private parties have started playing a role in FSM.

District level:

District collector is given ample power in urban sanitation to steer the processes both as a regulator and as a promoter. As urban sanitation carries multiple processes district administrations such as District Forest Officer (DFO), Additional District Magistrate (ADM), Tehsildar and others are part of FSM processes. Project Director, District Urban Development Agency (PD-DUDA) is vested with powers to supervise and monitor the ULBs in all affairs including the District Urban Sanitation Committees (DUSC). DUSC is expected to take ownership of urban sanitation planning and execution, get funds and approvals from state and center and also integrate the same with district Planning. Institutions like PCB, OWSSB, PHEO, water resource department (basin engineers) based in the regional set ups are also part of FSM institutions. However, district structures and agencies need to be more proactive in urban sanitation.

City level

City level institutions are basically ULB councils who take all decisions over the ULB affairs. It consists of legislative wing, controlled by the Chairperson and executive wing headed by Executive officers and commissioners. The CSTFs and WSCs are also have roles to play as per OUSS 2017.

CASE IN POINT: FSM policy is backed by investment plan

Besides the above policies, the Government of Odisha also has a plan for FSM services in the State. The State acknowledges high urban OD rate of 33.2²⁹%, 49.41 % households with septic tanks, only 2% of liquid waste is being treated. The State Government concurs that although underground sewerage is desirable, it requires high investment, longer implementation period as well as a high O&M cost. The government cannot wait longer as the number of toilets are increasing under the SBM and there is a high probability of aggravation of river pollution, surface and ground water contamination and spread of epidemics such as cholera and jaundice etc. in the cities. In this situation, FSM emerges as an alternative to underground sewerage system which is efficient, effective and has low capital and O&M cost. The government has put in place a financial, technical, institutional and regulatory framework and a septage management model where "sludge may be treated in an anaerobic digester and liquid may be treated in anaerobic baffled reactor and planted gravel filter. The treated sludge and effluent can be reused in horticulture and other similar purpose³⁰. **As a matter of policy³¹, the government has provisioned 0.5 acres of land for population of 25,000 and 1 acre of land for septage treatment facilities for cities with population above 25,000.**

The government has designated the OWSSB to be the institution for creation of required infrastructure on behalf of ULBs and private operators be engaged on Performance Based Service Contract (PBSC) for O&M of septage treatment facility and cesspool trucks. The user fee from the households may be used to fully/ partly repay the cost of O&M and ULBs / state to subsidize.

The government is also considering an on-line regulatory framework to be operational where guidelines for septic tanks and its specifications(linked to building plan approval), regulation of septage transportation operations, user fees for septage transport, treatment and disposal, SOP for all levels of septage management and levy of penalty for open defecation, discharge of raw sewage, septage to drain and discharge of septage at places other than the treatment facility or designated place – will be developed.

For Capex, from 2016-17 to 2019-20, **a total investment of INR 213.75 crore is planned for FSM in all 112 statutory towns of the State.** A proposal for a separate division of septage management in the State is under government's active consideration. **Under AMRUT, out of total investment of INR 1,598.96 crore in nine class-I cities in the State, INR 17.86 crore³² have been approved for setting up of 9 SeTPs. The government has also provided 209 cesspool trucks of different capacities to all 112 cities for sludge emptying in two phases (123+83).**

²⁹ Census 2011

³⁰ MOM of 31.3.2016, the H&UD. detailed presentation of "improving urban sanitation through Septage management"

³¹ Odisha septage management guidelines

³² OWSSB (CAPEX for 8 plants. Bhadrak is not included)

Government is also proactively considering to get funds from FSM services from DMF (District Mineral Foundation), Corporate Social Responsibility (CSR) funds of Corporate houses and donor agencies. The nine focus cities have been rated on credit worthiness to pull funds from the market for infrastructure projects including water supply, sanitation and waste water management.

Regulatory and institutional developments

From the point of view of urban sanitation in general and FSSM in particular, most encouraging developments in Odisha are formations and operations of District Mineral Development Foundation (DMF)³³ in all 30 districts, formation of CSR state Council under the chairmanship of Chief secretary of Odisha and the proposal for enactments of Urban Waste Water Management Act.

In case of DMF, until June 2017, around INR 2,800 crores have been collected as royalty from mines and minerals areas but remain unspent. This could be leveraged out for the urban sanitation infrastructures including SeTPs , constructions of CT, PT and HTs including even purchase of cesspool trucks as these infrastructures involves bulk money to be budgeted. Though all 30 districts are DMF districts, yet some 13 major mineral rich districts have huge opportunities to be leveraged out. Keonjhar district has taken the lead and SeTPs have been sanctioned from DMF funds in five ULBs.

Like DMF, as per Companies Act 2013 every corporate entity with net profit of INR 5 crore is required to spend 2% of their profit on mandatory CSR activates. Odisha is one of the leading industrial state with quite a good amount of CSR funds which could be spent for development of the state. Recently the state government has formed the State Council of CSR under the Chief Secretary of Odisha to prioritise the CSR funds allocations and spending where urban sanitation is on high priority of the state government. This gives an opportunity to be leveraged out with proper planning where the scope is for all the ULBs in the entire state. Funds to the tune of ~INR 11 lakh crore is currently in being invested in the state.

Another important development is proposal for the Urban Waste Water Management Bill 2016 (which is under the legal scrutiny) by the H&UD department and mostly likely be enacted as a law in this year can push regulated sanitation in urban areas by making FSSM services processes legally, institutionally, technology wise and managerial point of view implementable in the state.

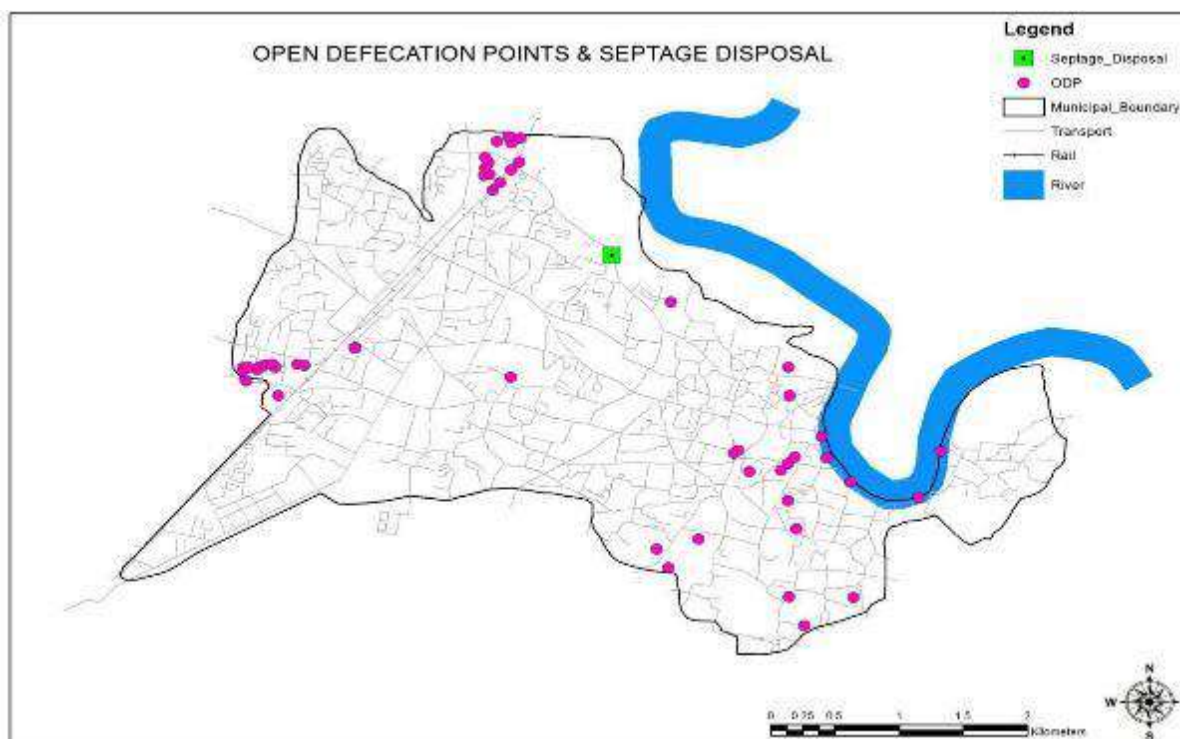
³³ DMF provides support to person and areas in districts affected by mining related operations. Fund is collection through royalty from mine lease holders, a part of which (typically 33% of royalty collected) is contributed towards DMF.

4 FSSM situation assessment

4.1 Toilet containment typologies

According to Census 2011, more than 70% of households in Balasore are dependent on onsite containment system – septic tank (59%) and pit latrine (11%) in Balasore. Only 2% are using community/public toilets. 1.2% had insanitary toilets; insanitary toilet includes ones which directly dispose into drains and/or require night soil to be removed by human or animal. Above 17% were practicing open defecation. Figure 4.1 presents sanitation system at household level and access to toilets.

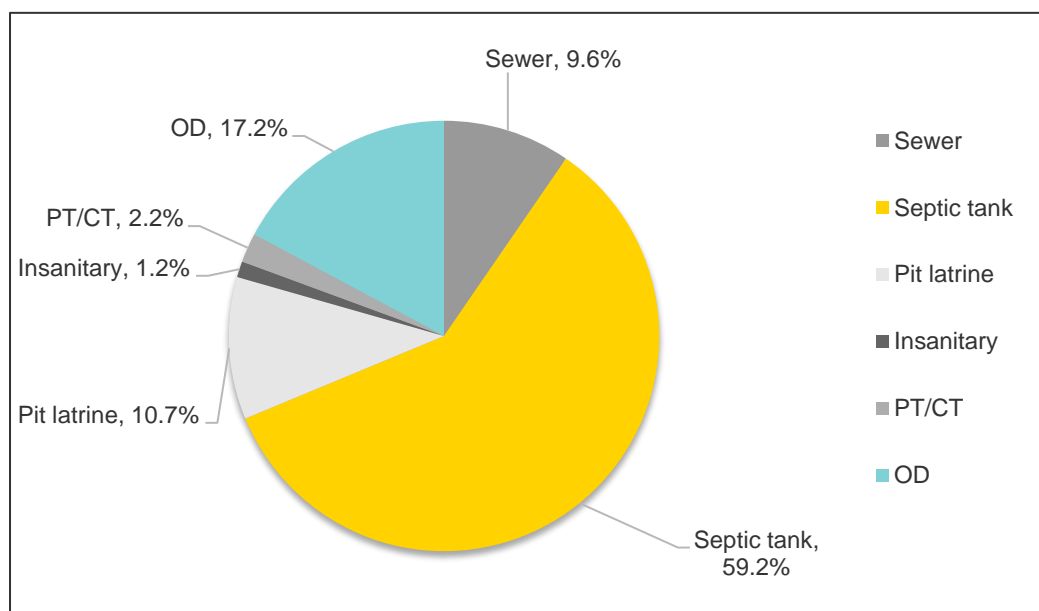
Figure 4-1: -Ward map indicating high open defecation areas



During the limited primary survey, out of 93 households which reported practicing open defecation, all of them did not have individual household latrine nor had access to community/public toilets. There is significant difference between OD practices among slum and non-slum households ($P=0.001$); above 51% of the slum houses practicing OD, however only 23% of non-slum households practice OD. The latrine accessibility is also significantly varied among those households which owned the house and those households which reside in government land ($P=0.001$). Owned households have better latrine accessibility (69%) than households reside in government land (32%).

Among the household practicing OD, when asked about problems associated with OD, 89% said that during OD, there is lack of safety for girls and women, 56% mentioned about inconvenience in terms of time (before dawn and after dusk), and 72% viewed maintaining privacy was a major challenge associated with OD.

Figure 4-2: -Sanitation system at household level and access to toilets as per census 2011



Toilets which directly dispose into drains without onsite sanitation system and/or require night soil to be removed by human or animal are considered as Insanitary

In order to increase the demand on latrine use, availability of water is an important component. 44% respondents reported that availability of domestic water is not sufficient for maintenance of toilet.

The primary survey shows that 88% households not having toilet access and resorting to OD are willing to construct one. Those unwilling cite lack of funds and space as constraint. Around 71% HHs are also open to use CT/PT.

Case in Point: Lack of latrine leads to psychosocial stress among slum girls and women

Hassan Chacha is a 52-year-old male living in the urban slum with his 46-year-old wife Sabina.. They have two sons and four daughters – both sons and three daughters are married. He has one grand-daughter who is 16-year-old. His house is in government land and the family does not have an IHHL. His family members usually practice open defecation. According to him, about half of the slum population has been practicing open defecation in his area; and those who have IHHL, the latrines are not in good condition along with lack of water facility. He also added that the households do not get enough water for drinking. Further, the community latrine facilities were only available at a few slums.



He described that most of the slum population do not have own land for construction of IHHL, and they have poor financial condition. Therefore, most of the slum dwellers are forced to use limited available open space for defecation. These places are always crowded, dirty and unhygienic. Usually, these areas are government land surrounded with fence boundaries and people get injured while crossing them. Sometimes, they are scolded and get punished by the landowner. Their privacy is always compromised. Furthermore, rainy season is always a challenge for them due to mud, unwanted plants, and rainwater along with the fear of snakes at the OD sites. Most of the slum dwellers withhold food and defecation during rainy seasons, particularly during night. Hasan Chacha says, *“every time we go, we find people. The defecation field is so small that each step you take you will find faecal matter on ground”*.

According to him, boys tease girls when they see them alone at defecation place – often the adolescent girls face this problem. Parents are concerned about adolescent girl, and they restrict them to go outside. Interestingly, women develop routines to minimize their exposure to unwarranted attention, changing places if possible, the time of day etc. and going in groups.

Under the SBM, during the year 2016-17, a total of 5,215 households have been targeted for individual household latrine construction out of which 344 households have completed latrine construction. Summary is given in **Table 4-1**

Table 4-1: SBM Progress (as May 2017)

Target 2016 – 17	Application Received	Application accepted	No of IHHL completed	Photo uploaded in web portal	100% Subsidy Released
5,215	1,567	1,137	344	179	257

Source: SBM Nodal Officer, Balasore Municipality

Figure 4-3: - Toilet outlet into open drain



The limited primary survey indicates that connectivity to sewer network is nil. Majority of the households (99%) are dependent on onsite sanitation system (OSS) such as septic tank and pit latrine. About 60% of non-slum households have septic tank and only 35% of slum households had septic tank. About 62% of slum households and 39% non-slum households use single pit.

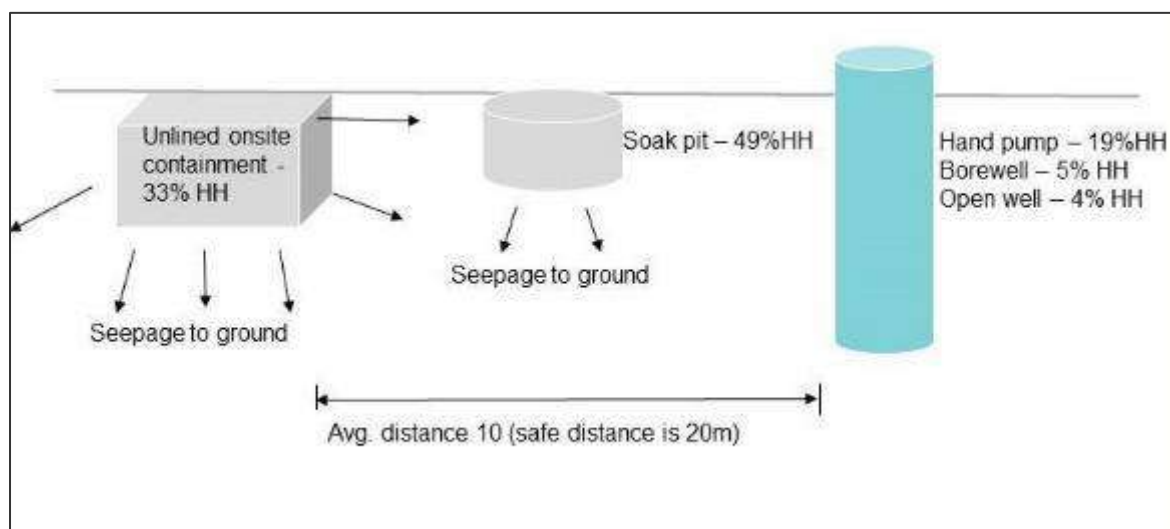
Outfall of 51% of septic tanks are into open drains. Difference in connections from OSS to open drain between slum (78%) and non-slum HHs (46%) is significant (P=0.001).

About 33% households reported presence of unlined onsite systems and majority of them are single pits. About 49% HHs have OSS connected to soak-pit. Total 44% HHs have never emptied their OSS. Together, this could be a potential source of ground water pollution due to lack of safe distance from water source. Average distance found between onsite system and open well or hand-pump or bore-well during survey is 10m, which is lesser than conventionally considered safe distance of 20m. This holds significance as 28% of HH are dependent on ground water source. The city administration also use ground water for further processing and supply to citizens as mentioned in Section 2. Situation with onsite containment system per primary survey is given in figure below.

“In 2016 in ward no. 9 and 16, we found 12 jaundice cases. The people use pipe water, it happens because of water contamination due to leakage in pipe. We took preventive action, informed PHED and they replaced the pipe immediately. Each year before the monsoons we spray bi-larva to prevent dengue,” - Health Administrator

“FSSM services are critical to protect surface as well as ground water contamination; which is necessary to reduce faecal contamination related diseases. It will also reduce malnutrition by prevention of infection.” – City Health Officer

Figure 4-4: -Situation with onsite containment system as per our primary survey



4.2 Status of CT and PT



As per Census 2011, 4,988 HHs do not have access to individual toilets. Of these, 1,137 are to be provided IHHL under the SBM based on status till May 2017. This leaves out 3,851 HHs or 17,678 citizens directly or indirectly dependent on CTs/PTs. The average floating population of the city is about 10,000³⁴.

5,200 HH are targeted for provision of IHHL under SBM. If achieved, this should significantly bring down the need for CT/PT for citizens.

H&UDD started a novel initiative to build hybrid toilets. The concept being derived from both community and public toilets, where both options of pay-per-daily use and/ or pay-per-month options are available. Presently, under the scheme, the department has signed a memorandum of understanding (MoU) with Sulabh International to build 6,000 toilets in the nine AMRUT towns. Implementation is done under SBM. Total 256 seats for hybrid toilets are allocated for Balasore. Following is the overall status of shared toilets in the city.

Table 4-2 Status of Community Toilets (CT), Public Toilets (PT) and Hybrid Toilets (as May 2017)

	Existing complexes (available for usage)	Existing complexes (defunct)	New (under construction)	New (yet to start construction)
Public toilet	6	0	0	-
Community toilet	4	3	0	
Hybrid toilet	0	Not applicable	1	3

³⁴ Service level improvement plan for Balasore, 2015

	Existing complexes (available for usage)	Existing complexes (defunct)	New (under construction)	New (yet to start construction)
TOTAL	10	3	1	3

Source: Balasore Municipality

Figure 4-5: -Existing CT



Figure 4-6: -Existing PT



Source: Situation assessment report – Balasore 2017, NIUA and CDD

Figure 4-7: -Hybrid toilet under construction



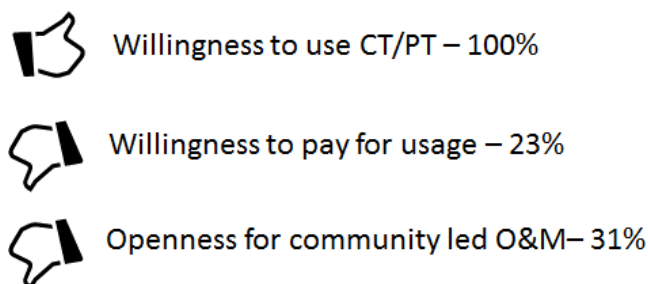
Table 4-3: -Management of PT & CT

Toilet typology	Construction	O&M	O&M revenue source
Hybrid	Under Processing	Sulabh International	Sulabh International
CT (existing)	Community Based Organisation	Sulabh International	ULB
PT (existing)	ULB	ULB	ULB

The primary survey indicates that among those households practicing open defecation, all are

interested to use either CT/PT but would not like to pay for usage. There is less acceptance for community managed toilets.

Figure 4-8: -Key responses from citizens through primary survey



4.3 Emptying and transportation

Mechanized emptying and transportation services is provided only by ULB in the city. ULB has allocated a single point contact for desludging services and manage all records. Typically services are provided within 2-3 days of receipt of written request and payment of service fees.

Current emptying capacity is 6 Kilo Litre (KL) which shall increase to 12 KL with introduction of new vehicles from ULB. A request for proposal was floated in December 2016 inviting tenders from private operators towards the operation and maintenance of the newly acquired trucks. Currently the tender is under process for private operators for O&M of the new cesspool trucks.

Table 4-4: Mechanized cesspool emptying and transport available in the city

S. N.	Service provider	Capacity	Service rates (INR/trip/truck)	Service hours	Operating model
1	ULB (existing)	2 trucks X 3,000 litre	INR 800	8am to 6pm	Owned and operated by ULB
2	ULB (new) ³⁵	2 trucks X 3,000 litre	To be confirmed	6am to 6pm	Owned by ULB. Operated by private player.
TOTAL		12,000 litre			

Source: ULB

³⁵ New cesspool vehicle was sent to Balasore in August 2016

Figure 4-9: -Existing (left) and new (right) cesspool vehicle



Figure 4-10: -Desludging operation



Figure 4-11: -Interaction with ULB staff which manages cesspool vehicles



As per the primary survey, access to 52% HHs is through narrow roads (less than two meter width). The newly procured vehicles with a width of 2.2.meter could face problem in movement in narrow lanes. It is a concern that the cesspool vehicles, all of which are of 3000 L capacity, would be unable to access such lanes in the town. In such situation, it is possible that households may resort to other means such as non-mechanical emptying and open defecation to prevent filling of onsite sanitation system. 67% HH reported awareness on cesspool emptying services mainly through ULB and newspaper. About 33% of the households are still unaware about cesspool emptying services.

Existing and new fleet of cesspool vehicles will have limited access. This could push HHs to use non-mechanized services. Currently 34% HH have reported using non-mechanized services during primary survey.

*“Accessibility of big cesspool vehicles is limited due to narrow streets in more than half of the city”.
– Project Director DUDA*

4.4 Treatment and disposal/re-use

Currently, there is no designated faecal waste dumping site in Balasore; both faecal sludge and solid waste is being dumped in Chunabhati area. This is leading to pollution of water bodies and serious health implication. The primary survey revealed only 16% HHs are aware where faecal sludge is dumped after emptying. While 92% are aware that open defecation causes ill-health to their children, only 24% are aware that faecal contamination can cause malnutrition and 45% are aware that it is one of the cause of jaundice.

“Most of the drain water from the district is discharged into river.” – Regional Officer, OSPCB

As shown in the following table, river is almost uncontaminated before wastewater from the city is discharged into them, if only measured through Biological Oxygen Demand (BOD). However, there are clear indications of coliform in the water even before entering the city; these numbers furthermore increase drastically once the city’s wastewater combines with the rivers. Odisha State Pollution Control Board (SPCB) has observed 75% deviation in present level of Total Coliform and 17% for BOD.

Figure 4-12: - River water pollution³⁶

Town	River	Location	Biological Oxygen Demand (BOD) (in mg/litre)				Total Coliform (TC) (in MPN/100ml)				Present frequency of deviation	Present % deviation
			2012	2013	2014	2015	2012	2013	2014	2015		
BALASORE	Budhabalanga	Upstream	1.6	1.4	0.8	1.1	3,049	6,227	4,710	10,792	3(TC)	25 (TC)
		Down-stream	2.0	2.4	2.0	2.2	32,017	32,091	47,200	34,642	2(BOD), 9 (TC)	17(BOD), 75(TC)

Figure 4-13: -Interaction with PCB



³⁶ Odisha State Pollution Control Board. River pollution due to sewage.

The state government has taken steps to implement septage treatment plant in order to treat and thereafter safely dispose or reuse the faecal waste. This is being covered under AMRUT. The treatment plant is designed such that it has capacity to handle faecal waste generated with the rise in population for next 10 years³⁷. Incremental capacity required beyond this would be covered through augmentation in capacity. Summarized information on proposed Septage Treatment Plant (SeTP) is given below.

Table 4-5: Snapshot of proposed SeTP

Capacity	Area	Cost	Lifecycle period	Distance from city	Technology	Expected date of completion
60 KLD (kiloliter per day)	2.5 acre from 5 acre	NA ³⁸	NA	5 km from the town	Sludge thickening tank + ABR ³⁹ + Sludge drying bed + PGF	Construction is yet to start

Figure 4-14: -Inspection of site for proposed FSTP site in Gudu area



In addition, during the construction phase of the SeTP, safe disposal is required for the faecal waste being generated. As such, an interim solution of deep row entrenchment has been identified in Korokara area. Total 0.56 acre of land for deep row entrenchment has been identified considering the present situation of on-site containment.

Figure 4-15: - Example of typical deep row entrenchment site



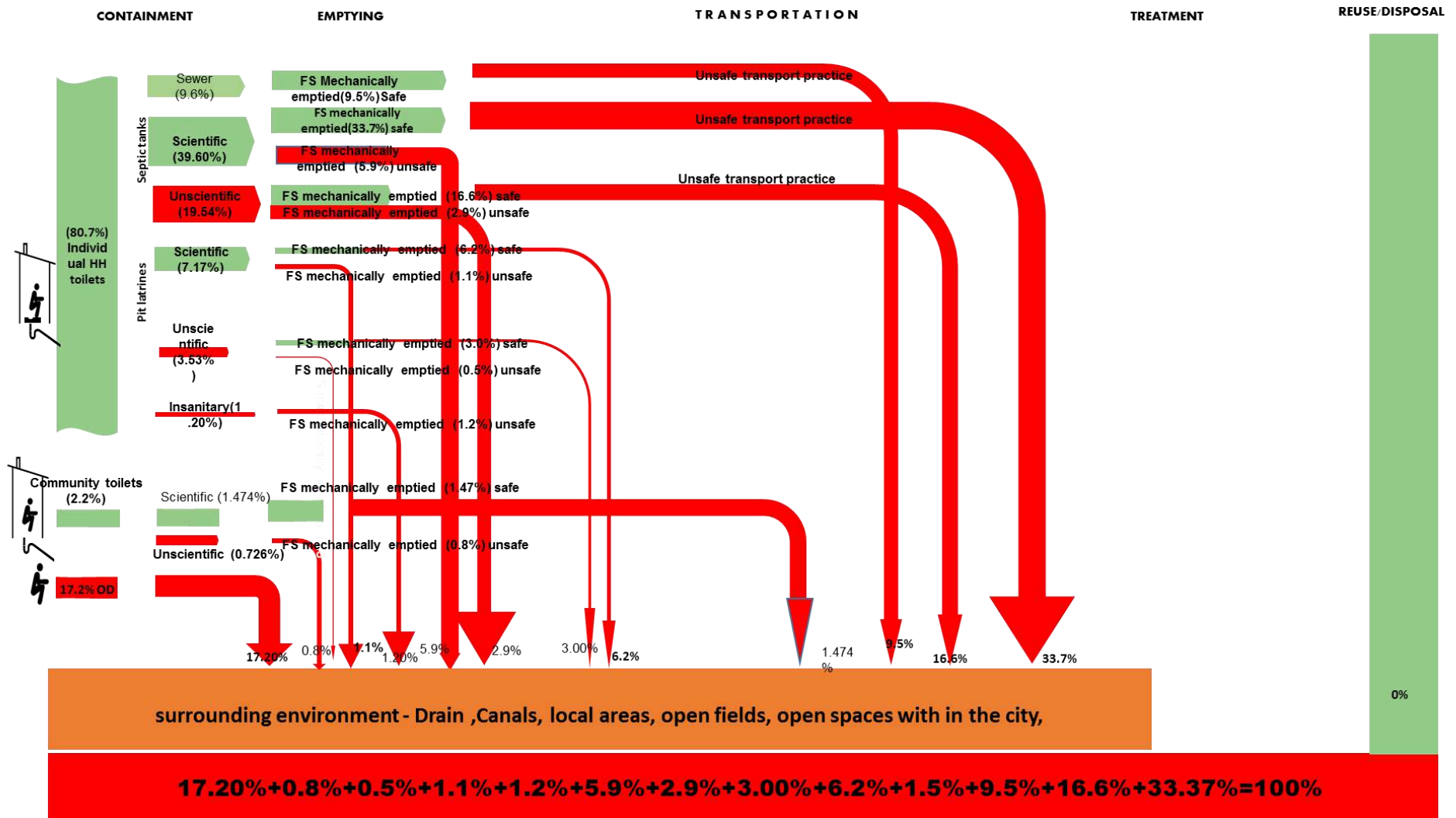
Source: FSM book, 2014

³⁷ Sanitation situation assessment 2017, NIUA and CDD

³⁸ Not available as tendering is still not completed due to pending land finalisation

³⁹ Anaerobic Baffle Reactor (ABR), Planted Gravel Filter (PGF)

4.5 Shit flow diagram for Balasore



4.6 Assumptions made for SFD

- ▶ Census 2011 data used for access related information
- ▶ Scientific and unscientific septic tanks and pit latrines are divided in the ratio 67:33 respectively based on finding of our primary survey covering lined and unlined containment system.
- ▶ Other systems identified in census included as pit latrine
- ▶ Toilet which have night soil removed by animal and human as part of insanitary toilet.
- ▶ FS emptying and transport is divided as safe and unsafe in the ration of 85:15.
- ▶ CT/PTs have septic tanks

5 Stakeholder mapping and analysis

Basis the assessment of regulatory framework prevalent at the center, state and at the municipal level conducted in the previous chapter, the stakeholders of the sanitation value chain have been identified. Their roles and responsibilities across the value chain have been assessed and their influence and interest is presented in the subsequent sections of this chapter.

5.1 Stakeholder identification

The state level stakeholders bring in new policies, reforms and innovation with regard to funding mechanisms, creating an enabling environment and providing opportunities for the ULBs to implement reforms in sanitation or urban development projects in the city levels. While state level stakeholders build strategies, ULBs are critical stakeholders to implement those strategies, policies and plans. The district level stakeholders play supervising roles and monitor the progress besides facilitating the implementing processes in a limited way. District level stakeholders are required to integrate the plans and programmes in the cities of the respective districts into the district planning processes, thereby escalating these local plans into the state level planning processes through the districts level planning committees. Despite the above mentioned provisions, urban development programmes are not reflected in the district planning processes in Odisha. In addition, private stakeholders also play a critical role in investment for capex and O&M of FSSM services.

Table 5-1 Stakeholders at state level and district level

State level	District level
<ul style="list-style-type: none"> ▶ State Urban Sanitation Mission headed by the Chief Minister of Odisha which is the highest policy making body for urban sanitation ▶ State High Power Committee headed by the Chief secretary of Odisha and convened by the PS H&UDD ▶ State SBM Directorate, headed by the State Mission Director reporting to PS H&UDD. It has a Project Management Unit (PMU) ▶ Technical Support Unit (TSU) on FSSM under the H&UDD. ▶ Directorate of Town Planning – to integrate FSM rules and standards into town planning laws ▶ Department of Water Resource ▶ Directorate of AMRUT headed by Special Secretary for infrastructure creation, funding and reforms ▶ Directorate of Municipal Administration (DMA) to monitor the regulatory services oversight of sanitation ▶ Odisha Urban Infrastructures Development Fund (OUIDF) for PPP and investment ▶ PHEO for water supply ▶ The OWSSB – nodal agency ▶ PDMC – EIL ▶ Consulting Firms and funding agencies – BMGF, DFID, Practical Action, J PAL South Asia, EY, IPG, Deloitte, Tata Trust and others 	<ul style="list-style-type: none"> ▶ District Level Review and Monitoring Committee (DLRMC) - for monitoring ▶ Development trusts/ authorities – for enforcements and regulations ▶ District Mineral Foundation (DMF) funding & finance for FSM ▶ Corporate Houses -Corporates Social Responsibility (CSR) ▶ Regional Centers of Pollution Control Board – pollution checks air, water and soil etc. ▶ Regional OWSSB offices – to execute sewerage and SeTP projects/ waste water management ▶ Regional PHEOs for water supply ▶ SBM PIU <p>City level</p> <ul style="list-style-type: none"> ▶ ULB - Mayors, Dy Mayors, EO/Commissioners, Engineers ▶ City Sanitation task force (CSTF) ▶ Ward Sanitation Committee (WSC) ▶ PIUs of various schemes - SBM, PMAY, NULM, AMRUT & others ▶ Frontal units of line departments such as MAS, WKS, SHGs & others ▶ Influential & key educational institutions, industrial units, trade union associations ▶ RWAs/ Slum federations ▶ NGOs, CBOs, youth clubs, Puja/ peace committee, citizen groups etc. ▶ Outsourced agencies as service providers

In addition to the above mentioned stakeholders, Central Institute of Plastics Engineering & Technology can also play an important role. Technical inputs can be taken from this institution while implementing City Sanitation Plan. This is in sync with the State team's approach to proactively involve private parties in urban transformation.

Seven key roles have been identified across the sanitation value chain encompassing funding, planning & designing, implementation, operation & maintenance, policy support, regulatory function and monitoring mechanism. The table below presents the outcomes of the mapping of stakeholders for overall sanitation management in Balasore.

Table 5-2: Stakeholders and their functions in sanitation value chain

Key areas	Funding	Planning & designing	Implementation	Operation & Maintenance	Policy support	Regulatory function	Monitoring mechanism
Toilets (HH level) with containment	SBM, Households	SBM, Masons, Household	ULBs, Households, Private contractor	Households	State Sanitation Mission	With ULBs	State SBM Directorate & ULBs
Toilets (CT and PT) with containment	State govt. ULB CSR/ NGOs PPP SBM	Engineering dept., Sanitation dept., Town planning dept., ULB	<ul style="list-style-type: none"> Private operators / ULBs Engineering dept. in ULB 	Private Operators / Sulabh/ ULBs	State urban Sanitation Mission	ULBs	State SBM directorate & ULBs
Emptying and transport (septage)	Households ULB (PT/CT)	ULB	ULB	Private Operators & ULB	H&UDD	ULBs/ PCB/ OWSSB	ULB
Treatment, safe disposal and re-use	AMRUT	OWSSB	OWSSB	OWSSB/ private operators	OWSSB/ H&UDD	PCB/ OWSSB	OWSSB /H&UDD
IEC Campaign (Information, Education and Communication)	SBM Directorate	SBM Directorate	ULB, Community Based Organisation		SBM Directorate /ULB	ULB	ULB/ SBM Directorate
Capacity Building	Mission Directorate	Mission Directorate	ULB, Community Based Organisation		SBM Directorate	ULB	ULB/ SBM Directorate/ H&UDD

5.2 Interrelationship between stakeholders

Promoting sanitation sector across a value chain often requires identifying the key stakeholders involved in various other sectors and engaging them in planning and implementing activities. For example, the Road Transport Organization (RTO) and Transport Department's support may be needed in improving the emptying and transportation practices in these towns. Similarly, the agencies preparing land-use plans, master plans, building bye-laws etc., need to make provisions for

earmarking land for septage treatment and enforcing appropriate sanitation systems. Irrigation department has an understanding of waste water flows and pollution of water bodies and their inputs may also be crucial in promoting waste water treatment. Many of the ULB departments may need to have convergence of activities with these stakeholders. Hence, an exercise for identifying the key stakeholders across various sectors and convergent role of ULB departments is undertaken and presented in the following table.

Table 5-3: -Interrelationship of stakeholders across various sectors in Balasore

Sector	Stakeholders		
	Planning, Regulation Monitoring	Implementation	Operation and Maintenance
Land Use/ Master Plan/ Building Byelaws	Directorate of Town planning Development authorities and improvement trusts	Directorate of Town planning Development authorities and improvement trusts	Regional improvement trusts and development authorities/ ULB (Amendments)
Water Supply	PHEO	PHEO	PHEO
Sewerage and waste water treatment	OWSSB	OWSSB	PHEO
Drainage	Major drains-Water resource department Minor drains- ULB	Major drains-Water resource department Minor drains- ULB	Major drains-Water resource department Minor drains- ULB
Traffic and Transportation	RTO	Commiserate of police	RTO
Storm Water Drainage	Water resource department	Water resource department	Water resource department
Access to toilets	Mission directorate	ULB (Sanitation department)	ULB(Sanitation department)
Solid Waste Management	ULB (Sanitation and engineering)	ULB (Sanitation and engineering)	ULB (Sanitation and engineering)
Slum Development/ Urban Poverty Programme	ULB (Slum Improvement department)	ULB (Slum Improvement department)	ULB (Slum Improvement department)
Housing or EWS	H&UDD	ULB	ULB
Environment/ Forestry	Forest department , ULB	ULB	ULB
Industrial Development	Industry Department	Industry Department	Industry Department

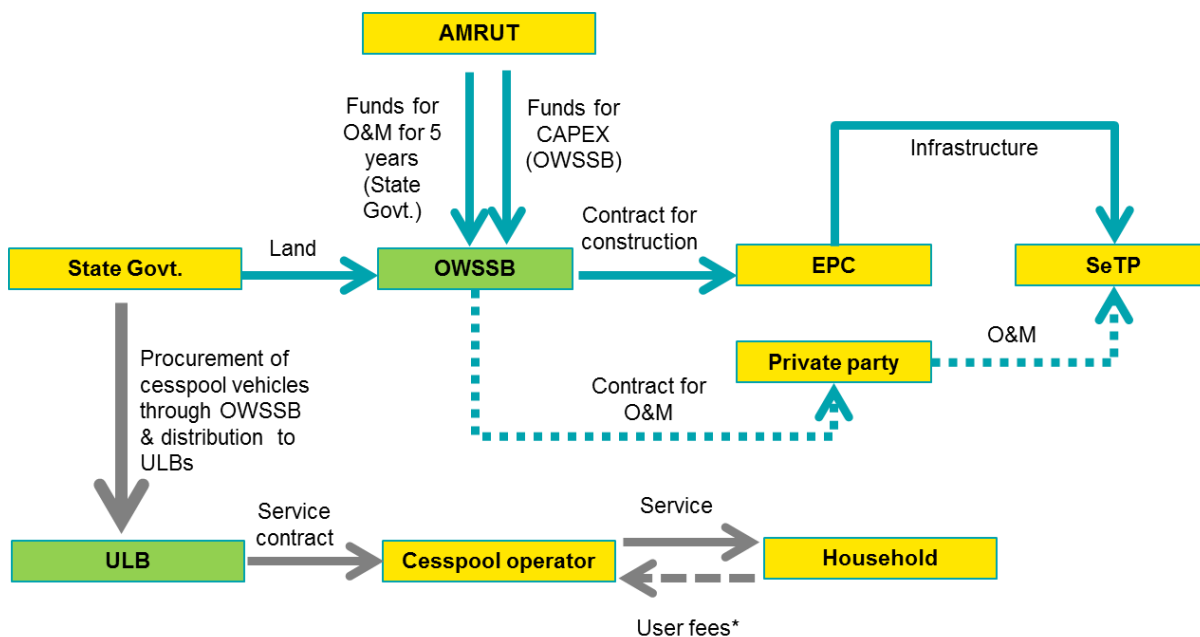
One of the observation from the above table is that urban infrastructure including sanitation and FSM remains outside the purview of the ULBs. But in case of SWM, the ULBs are managing, collections, transportation and treatments (landfills) through private participation quite successfully. Improvement is quite satisfactory in case of adopting bylaws and standards. In case of liquid waste or waste water treatments , the ULB should be given power and capacity to handle these functions directly instead of fully transferring the responsibilities to OWSSB and then remain out of its ambit during construction and O&M for certain period of times. Therefore, government may consider giving opportunities and chance to the ULBs to undertake urban infrastructural projects so that they can gain knowledge, skill

and experiences to usher a new beginning and have the required power as well as accountability. It has been observed from the past experience of implementing projects that often the beneficiaries who are most affected by the project outcomes do not have adequate influence on the project. On the other hand those stakeholders who have high influence often do not have adequate interest in project activities. Hence, a carefully designed strategy of engaging the stakeholders based on an analysis of their interest and influence is quite useful. Influence refers to the power and authority to make decisions and allocate funds. Interest indicates the highest beneficiaries of the successful outcomes of the project. Basis interactions with officials at various levels, certain key issues have been identified.

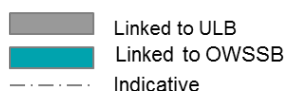
5.3 Key issues in stakeholder interrelationship

Cesspool emptying of sludge and corresponding treatment in FSTP are important aspects of the FSSM value chain. Earlier, ULB and Private Operators used to run cesspool vehicles separately. Under the new Private Public Partnership (PPP) model, ULB will incur the capital expenditure for purchase of cesspool vehicles and the private party will bear the operating expenses. ULB can monitor where the cesspool operator is dumping the sludge. Under the new scenario, it is important to understand the relationship between OWSSB and ULB specific to FSM service. The institutional framework has been depicted in the figure below.

Table 5-4: -Institutional framework for FSM service



*User fees will be directly paid to cesspool operator as that is the prevalent practice



Source: National workshop by OWSSB, 2016

1. In case of FSSM two key city level infrastructures – SeTPs and cesspool trucks are complimentary to each other but fall under the purview of different bodies. The OWSSB constructs SeTPs and the responsibility of the O&M of the treatment plant is by the private parties. The cesspool trucks are placed with the ULBs by the OWSSB⁴⁰ after central procurement at the state level (June 2016). ULBs are responsible for engagement with private

⁴⁰ On behalf of H&UDD

operators for emptying and transportation. Thus different parts of the value chain are mapped to different stakeholders which can result in coordination challenges.

2. Further clarity is required on-
 - ▶ Revenue generation from SeTPs
 - ▶ Cost recovery from reuse of treated resources
 - ▶ Tariff policy

Under the present scenario, cesspool trucks are not considered as revenue generation assets for most of the ULBs. However, certain human resource as well as operational costs are involved in management of the fleet of cesspool vehicles. Currently the operations are proposed to be managed by private operators. The critical aspect to consider is who will bear the expenses for O&M of SeTP after five years and what will be operating model at that stage.

3. Scaling up the FSSM solution in non-AMRUT cities under this framework will be challenging because OWSSB is not an institutional structure. It is a project based organization of the PHEO and has presence in almost 103 cities in the State. Therefore, roles of different levels should be clarified and a functioning relationship should be established between the ULB, district administration, parastatals – OWSSB and PCB etc. for FSSM services.
4. There is a lack of integrated approach to FSSM within various bodies and department. PCB is responsible for monitoring to ensure that dumping of waste into drains or rivers. While they have the authority to penalize, they can only notify the private and ULB run vehicles in case of indiscriminate dumping. They have the regulatory power but no executive authority to implement it. It is important that monitoring is done in coordination and not in isolation by multiple departments.
5. City systems have weak structure as they have no formal power. Under AMRUT program, ULBs are the prime stakeholder for reforms implementation. However, in practice, ULBs have formally transferred the service procurements and implementation of infrastructural projects under AMRUT to the parastatals through ULB's council resolutions and through tripartite agreements between H&UDD parastatals and ULB. But district level institutions have shown interest in taking responsibilities provided they are given clarity of their roles over ULB affairs by the government. This is a positive trend observed by the TSU during the interactions.

6 Capacity Building

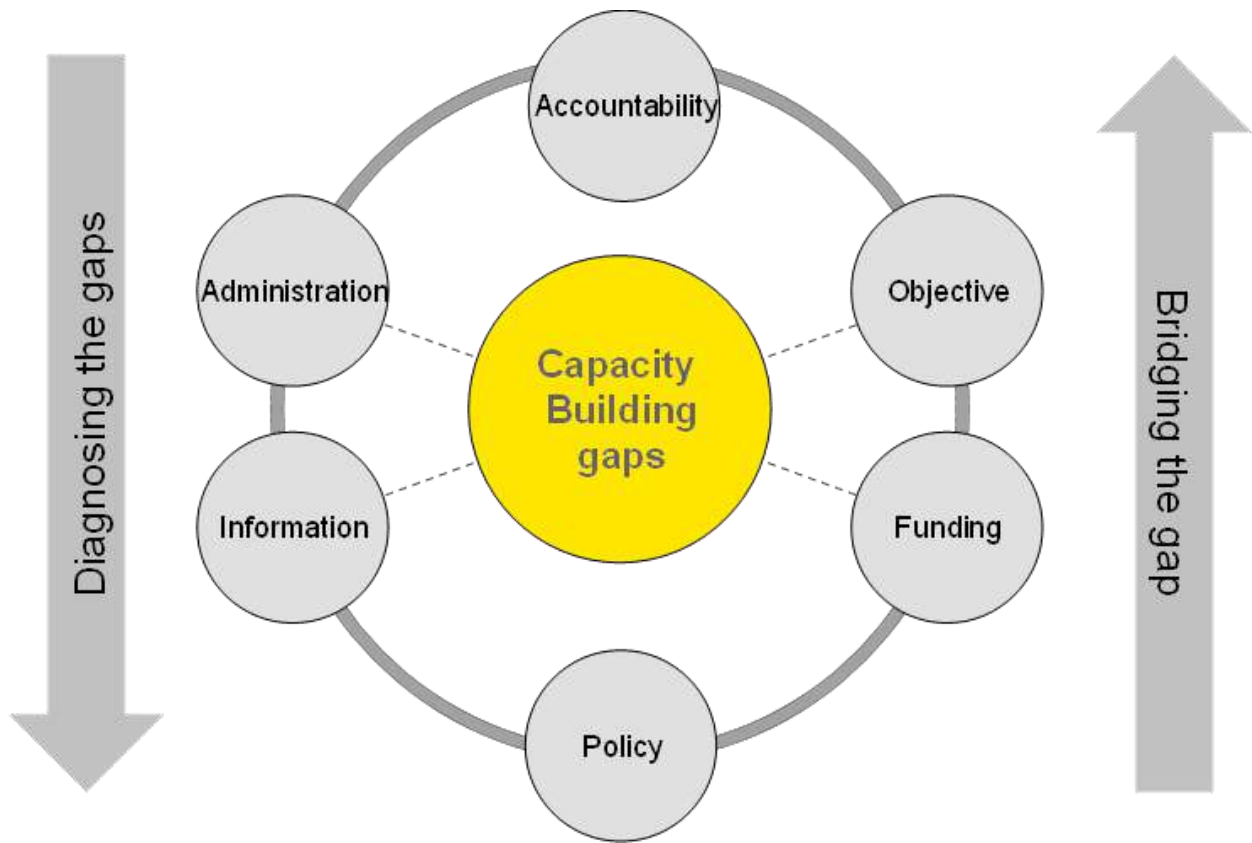


Table 6-1: -Key gap assessments and strategies for capacity building in Balasore

Key capacity areas	Gaps Identified / observations	Strategies suggested	Key target groups
Institutional arrangement within city	<ul style="list-style-type: none"> ▶ Existing institutions are indifferent and lack consistent approach to sanitation issues ▶ Lack of structured engagement and integration with existing institutions ▶ CSP has not been formalized and implemented as a binding document ▶ Rules and regulation and enforcement are not clear. It falls under the purview of multiple departments and not on ULB exclusively. 	<ul style="list-style-type: none"> ▶ Integration of community level informal groups with city sanitation programs ▶ Formalization of community level institutions such as CSTF, WSC in city system ▶ Strengthening front-line departmental groups for FSM services in cities ▶ Focus should be on zone and ward level interventions – a coordinated program and overall M&E at broader level at ward level 	<ul style="list-style-type: none"> ▶ CSTF, WSC ▶ Puja committees, Sahi committees, slum federations, youth clubs, sports clubs, cultural groups etc. ▶ Mahila Arogya Samiti, Ward Kalyan Samiti , SHGs ▶ Ward Councilors ▶ Zone level officials of city
Community engagement and ownerships	<ul style="list-style-type: none"> ▶ Low level of engagement at present. No active citizen participation due to lack of engagement and recognition in the city governance ▶ Lack of volunteering and mentoring from local communities ▶ Informal community structures (ex. Puja basti committee) have no functional relations with line departments (ex. MAS/ Ward Kalyan Samiti) and front-line personnel. They are not aligned to city system operationally. ▶ No to limited data availability to prepare ward plans ▶ Potential Institutions/ establishments are not mapped and consulted for sanitation campaign in the city ▶ Communication and messaging are stereotyped and typically ineffective. 	<ul style="list-style-type: none"> ▶ Promotion of volunteering and mentorship on sanitation at ward level including community engagement and recognition systems and processes ▶ Integration with ULB council, staffs and committees through interactions ▶ Converging all community level influencers, line departmental frontal units and city councilors at zones and ward levels to discuss, decide and agree over key sanitation issues ▶ Base line sharing with ward councilors ▶ Service level scores in each wards including sanitation and its integration with CSPs ▶ Messaging needs to target community engagement and more inclusive and contextual ▶ Assign each ward level sanitation promotion to the key institutions in the city colleges and associations or societies. 	<ul style="list-style-type: none"> ▶ SHGs and SHG federations ▶ Ward councilors and standing committee members ▶ City officials ▶ Community organizers, sanitary inspectors - MAS, WKS, Youth Clubs, Traders associations ▶ Slum committees directly interacting with PCB, OWSSB, PHEO, Balasore municipality, RWAs and colony societies ▶ Engagement with the corporates, lawyers' association, bus owners associations, workers unions, , schools and colleges ▶ Bar council
City leadership in undertaking reforms/ enforcement/regulation	<ul style="list-style-type: none"> ▶ Lack of data and knowledge on FSM and overall sanitation sectors ▶ Low skill to comprehend issues of sanitation in local contexts and finding solutions ▶ Accountability and power lies with different stakeholders leading to gaps in planning and implementation 	<ul style="list-style-type: none"> ▶ Exposure visits to learn leading practices ▶ Better data management for improved decision making process in councils. Data should be regularly shared from wards to city level including city council, mayor, standing committee chairman, and ward councilors 	<ul style="list-style-type: none"> ▶ Mayor, Deputy mayor ▶ Standing Committee ▶ Councilors ▶ Commissioner ▶ Deputy Commissioners ▶ Additional commissioners ▶ Engineers

Key capacity areas	Gaps Identified / observations	Strategies suggested	Key target groups
	<ul style="list-style-type: none"> ▶ Incoherent relationship between council, standing committee and executive wings (commissioner) and district administration ▶ The capacities of engineering department are already exhausted and may not have capacities to manage the expected workflow of waste-water and SeTPs 	<ul style="list-style-type: none"> ▶ Capacitate target audience through training in concept and program design to increase their involvement ▶ Create pilots to show workability of concepts and plan roll-out ▶ Model SOPs should be prepared and shared with the city officials ▶ CSP should be adopted as a binding document ▶ City level resolutions on critical sanitation decisions should include enforcement and regulatory mechanism as well as involvement of community structures in its implementation 	<ul style="list-style-type: none"> ▶ Finance section ▶ City health officer ▶ Sanitation department ▶ PIUS- AMRUT, SBM, PMAY, NULM and others ▶ Departmental front line organizations
<p>Administrative/ governance areas</p>	<ul style="list-style-type: none"> ▶ Multiple agencies are involved in services and no coordination and accountability ▶ Lack of skilled manpower ▶ Low planning and spending capacity of available funding ▶ Low capacity in mobilization of own sources of revenue and alternative financing sources (CSR, PPP and others) ▶ Awareness of FSSM is limited, whether it is a complimentary, supplementary or alternative solution among other technical aspects. Similarly, the planning needs to be integrated going forward. ▶ Community level structures (informal and formal) are not in tandem but active in their own spheres ▶ New community institutions and user associations are strategic but remain out of formal system ▶ Key components of sanitations infrastructures- toilets, water supply, waste water management, SWM and drainage have missing interlinks operationally but aim to have common outcomes on sanitation 	<ul style="list-style-type: none"> ▶ Strengthening district administration through participatory planning in city levels for integration with district planning and effectively escalate the issues to state levels through planning structures ▶ Prepare operating model options for sanitation and FSSM ▶ Plan interactions with community level organizations for local specific solutions 	<ul style="list-style-type: none"> ▶ District Collector ▶ ADM, Tehsildar ▶ PD DUDA ▶ DFO ▶ Regional PCB ▶ Regional OWSSB ▶ Regional PHEO ▶ Executive Officer ▶ City Engineer ▶ City sanitation officer ▶ Officials of CDA ▶ Members DUSC ▶ Members of CSTF ▶ Members of DPC ▶ Members of Standing Committees ▶ Councilors of Balasore municipality ▶ Key institutions in the city including other line departments – health, education MLAs, MPs, Department of social justice ▶ Water resource department

Key capacity areas	Gaps Identified / observations	Strategies suggested	Key target groups
			<ul style="list-style-type: none"> ▶ Private agencies
Creation of environmental engineering cell in engineering section	<ul style="list-style-type: none"> ▶ Municipality does not have environmental engineering sections to comply with standards in Public health and environment. 	<ul style="list-style-type: none"> ▶ Restructuring the engineering department with added focus on environmental engineering 	<ul style="list-style-type: none"> ▶ Mayor, Deputy Mayor of Balasore municipality ▶ Commissioner ▶ Standing committee on sanitation and health ▶ City engineer
Private participation in the urban infrastructures (Capital and operating expenditure)	<ul style="list-style-type: none"> ▶ People are not aware of reasons of privatization of sanitation services leading to dissatisfaction among the workers ▶ SWM is accepted and adopted as an essential element of sanitation vis-à-vis FSSM having limited understanding and acceptance ▶ Recurring and frequent outbreaks of jaundice has increased demand for FSSM services ▶ Low participation of private operators in bid process of cesspool vehicles ▶ Public is not aware of end-to-end service provisions of FSM value chain which restricts demands for FSM ▶ Pricing and sanitation use fees / tax is a political / legal issues ▶ High expectation of public from ongoing sewerage projects and people are expecting it to address to address all sanitation issues 	<ul style="list-style-type: none"> ▶ Interfacing of Balasore municipality officials with potential private operators, and business communities ▶ Empanelment of masons with adequate trainings ▶ Masons associated with developers associations should be trained ▶ Increased involvement of house owners associations and RWA in undertaking innovative models ▶ Key engineering and management institutions to be involved for mentoring and creation of entrepreneurship models for sanitation services including banks and financial institutions, SC/ ST financial corporations, micro-finance institutions, Livelihood and Skill development authority 	<ul style="list-style-type: none"> ▶ Private operators ▶ Masons ▶ Banks and financial institutions ▶ Skill development authorities ▶ NULM ▶ NBFCs and MFIs

7 Primary survey - household level

7.1 Rationale of the primary survey

As described in section 1.3, a limited primary survey was conducted in the selected areas of Balasore to collect data on the FSSM situation, existing practices, structure, capacities and awareness level, and gaps across the value chain. The collected data is expected to generate evidences which would further help in developing a road map towards implementation of FSSM programme.

7.2 Demography of households

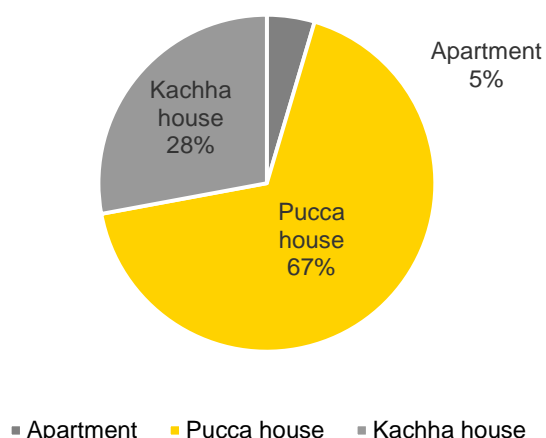
A total of 240 households are surveyed for the demographic assessment, out of which 44% households are from non-slum areas. Nature of the property is mostly residential (99%). House typology for 68% of the surveyed households are *pucca* house.

Details of demographic profile of the surveyed households are given in **Table 7-1**

Table 7-1: -Demographic profile of households

Demographic profile of the survey household	N	%
Nature of the locality (N=240)		
Slum	134	55
Non-slum	106	44
Nature of property (N=240)		
Residential	239	99
Commercial	1	1
Household ownership (N=240)		
Owned	178	74
Rented	5	2
Public land	57	24

Figure 7-1: -House typology



The owner resided in 74% of the surveyed households and 24% of the households are in public land and 2% of the households are rented houses. 40% of household have small family size (four or less than four) and 13% have large family size (more than seven members).

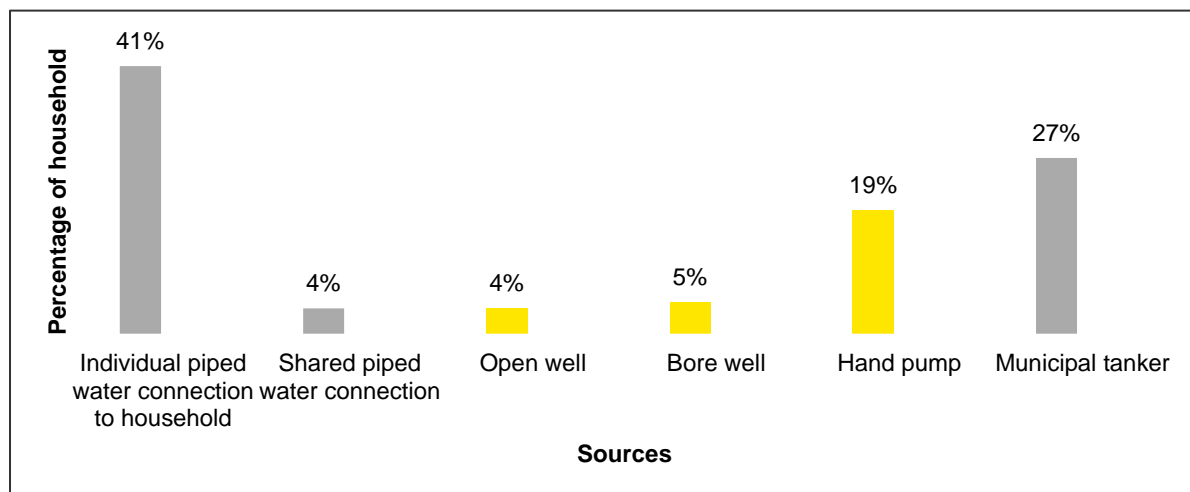
7.3 Source of water for domestic use

Prime source of domestic water for 72% of households is municipality water supply. For HHs with

piped water connection, 42% have water supply more than eight hours per day and only 11% reported that their piped water connection supply is less than two hours per day. About 28% depended on hand pump, open well and bore well.

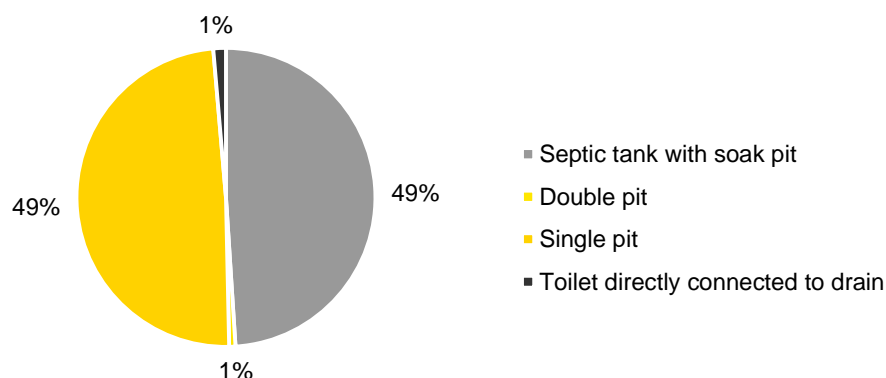
In order to increase the demand on latrine use, availability of water is an important component. 44% respondents reported that availability of domestic water is not sufficient for maintenance of toilet. *There is a high chance of groundwater contamination for the households having well/hand pump in close proximity to pit/septic tanks owing to seepage from the pit/septic tanks. The average distance between well/hand pump and pit/septic tank both in slum and non-slum is 10 meters.*

Figure 7-2: -Primary source of domestic water



7.4 Household sanitation facility scenario

Figure 7-3: -Latrine connection for disposal



Among 147 HH using toilet, 49% have septic tank and 50% have pit latrines. Only 1% toilets are directly connected to drain. Figure 7-3 gives information on disposal from latrine connection

Among the slum households under sampling 62% depend on single pit and 60% among non-slum households depend on septic tank.

7.4.1 Open defecation scenario

Out of 93 households which are practicing open defecation, all of them did not have individual household latrine nor have access to community/public toilets. Among the household practicing OD, when asked about problems associated with OD, 89% perceived that during OD there is lack of safety

for girl and women, 56% felt that inconvenience in terms of time (before dawn and after dusk), and 72% viewed maintaining privacy was a major challenge associated with OD.

Table 7-2: -Open defecation scenario

Open defecation scenario	N	%
Reason for practicing (N=93)		
Lack of access to PT/CT	93	100
Habit	0	0
Perceived problem associated with OD		
Lack privacy (N=93)	67	72
Lack of safety for girl and women (N=93)	83	89
Lack of dignity (N=93)	62	67
Inconvenience in terms of time (N=93)	52	56
Inconvenience in terms of distance (N=93)	80	86
Infections and diseases (N=93)	7	8
Number of household practice OD in spite of having latrine facility (N=147)		
No	137	93
Yes	10	7
Willing for construction of individual household latrine (N=93)		
Yes	82	88
No	11	12
If no reasons (n=11)		
Lack of fund	7	64
Lack of space	4	36
Willing for individual superstructure with pit/septic tank (N=93)	5	5
Will be interested for use of community/public toilet (N=93)	93	100
Willing to pay for using community/public toilet (N=93)	21	23
Willing to community level management of community/public toilet (N=93)	29	31
Number of household practice OD in spite of having latrine facility (N=147)		
No	137	93
Yes	10	7
Reason for practice OD in spite of having latrine facility (N=10)		
Lack of water facility	9	90
Small septic tank or pit	0	0
In order to avoid frequency of cleaning	0	0
Cultural preference	1	10

Key findings

- ▶ There is significant difference between OD practices among slum and non-slum households (Probability value (P) =0.001); above 51% of the slum houses practicing OD, however only 23% of non-slum households practice OD.
- ▶ The latrine accessibility is also significantly varied among those households which owned the house and those households which reside in government land (P=0.001). Owned households have better latrine accessibility (69%) than households reside in government land (32%).
- ▶ Around 60% of the non-slum households had septic tank, and only 35% of slum households had septic tank (P=0.024). Around 62% of the slum households were using single pit, however in case of the non-slum households, the use of single pit is only 39%.
- ▶ Willingness to construct IHHL is very high with 88% respondents showing intent.

7.4.2 Septic tank/pit status of the households

A total 147 household have septic tank/pits. About 16% of the septic tank/pits are located inside the house. Out of 147 septic tank/pits located outside the house 58% are in front side and 42% are located in back side of the house. About 53% of the septic tank/pits are rectangular in shape. Around 84% of households sought advice from mason/contractor for designing and construction of septic tank/pits, only 2% sought advice from municipality officials; which indicates the need for capacity building amongst mason/contractor on standard guideline for construction of household latrine. None of the surveyed household checked ground water level during construction of septic tank/pits. About 67% of the septic tanks were lined.

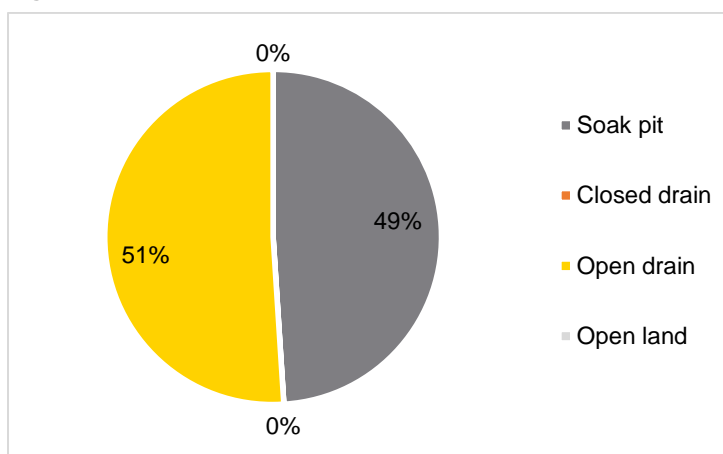
Table 7-3: -Description of septic tanks/pits

Description of septic tank/pit	N	%
Location (N=147)		
Inside the house	23	16
Outside the house (n=164)	124	84
Front side of the house	72	58
Back side of the house	52	42
Shape (N=147)		
Rectangular	78	53
Circular	69	47
Seek advice for designing and construction (N=147)		
Mason/ Contractor	124	84
Municipality officials	3	2
NGO/Neighbor/Relative/Friend	1	1
Neighbor/Relative/Friend	19	13
Ground water level checked before construction (N=142)		
	0	0
Type of the lining (N=147)		
Lined	99	67
Non-lined	48	33
Outfall connection (N=147)		
Soak pit	72	49
Closed drain	0	0

Description of septic tank/pit	N	%
Open drain	75	51
Open land	0	0
Road Accessibility (N=147)		
Narrow road (less than 2 meters)	77	52
Medium road (2.1 to 5 meters)	70	48
Broad road (more than 5 meters)	0	0
Size (N=147)		
Breadth in ft, Average (range)	4 (2 – 10)	
Length in ft, Average (range)	7 (3 – 15)	
Depth in ft, Average (range)	6 (3 – 9)	

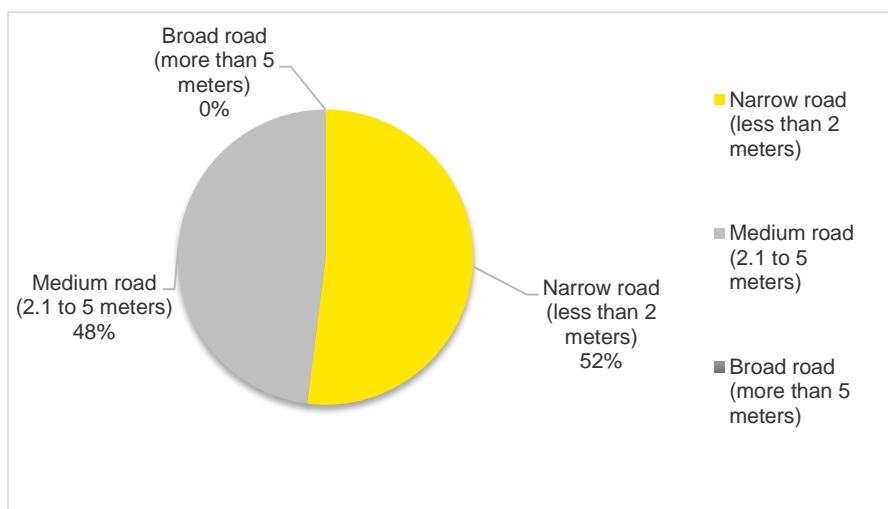
Out of 147 septic tank/pits 49% were connected to soak pit, 51% to drain. Figure 7-4 details the outfall connection of septic tanks/pits.

Figure 7-4: -Outfall connection of septic tanks/pits



From road accessibility perspective, 52% household had narrow road (less than 2 meters) and 48% households connected with medium road (2.1 to 5 meters)

Figure 7-5: -Road accessibility to households having septic tanks/pits

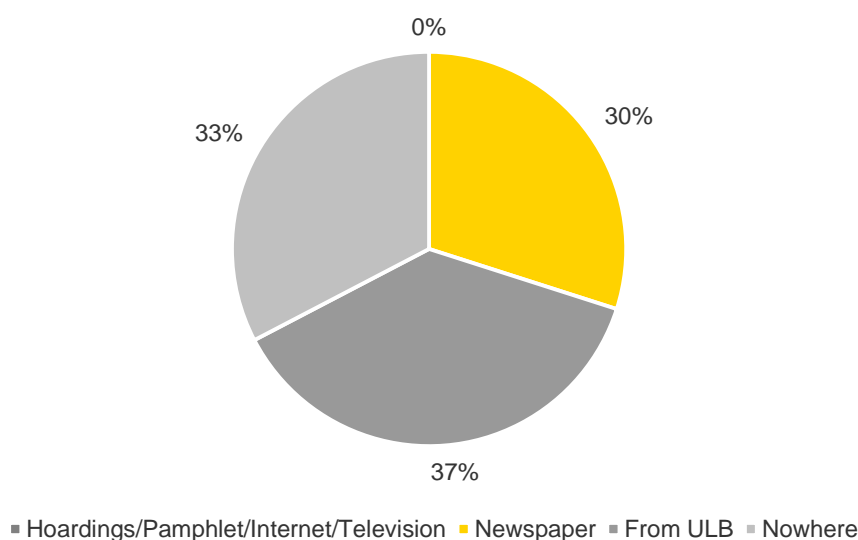


- ▶ Above 78% of the slum latrines outfall connection were to open drain, and 46% of the non-slum latrine connected to open drain (P=0.001).
- ▶ About 96% of the single pit latrine is non-lined, however above 71% of the septic tank were lined (P=0.001).
- ▶ Most of the non-slum households (65%) road connectivity is narrow (P=0.001) in comparison to slum households (37%).
- ▶ There is significant association between septic tank lined status and cleaning status (P=0.004); about 49% of the lined latrine were not yet cleaned from the construction, however only 23% of non-lined latrines were not yet cleaned.

7.4.3 Septic Tank emptying practice

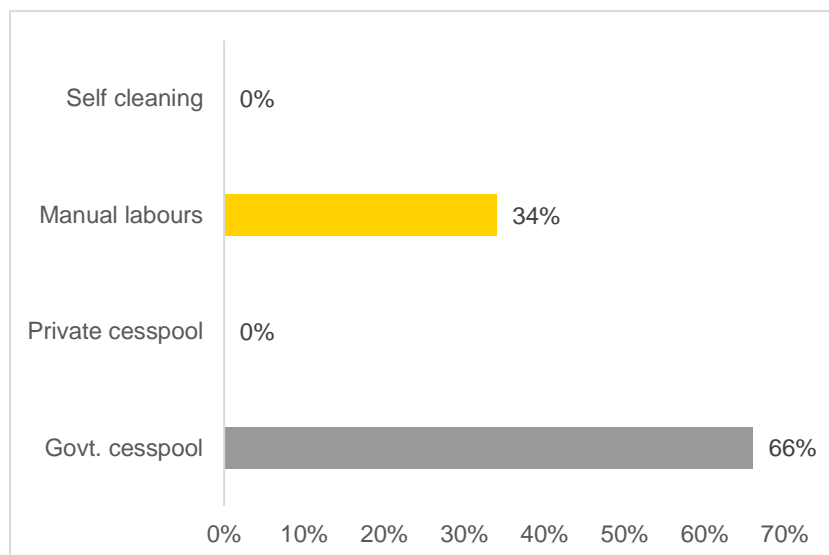
The key source of information regarding cesspool operation was ULBs (37%), Newspapers (30%). About 33% of the households are unaware about cesspool operators. Figure 7-6 presents the detail source of information.

Figure 7-6: -Source of information regarding cesspool operations



Out of 147 households having septic tank or pits, 37% preferred municipality as the service provider, no one preferred private providers, 21% preferred local laborers or self-cleaning and 42% had not yet decided the service providers.

Out of 147 households having septic tank or pits, about 85% contacted government cesspool for emptying services, however, 15% had not communicated for the emptying services. Out of 147 households, only 56% (n=147) received the services. About 22% household cleaning frequency was more than 24 months. Around 59% (n=89) households did not face any barriers during cleaning, however, only 41% households faced barriers related to breaking of floor tiles/manholes and difficulty to locate the septic tanks. Above 89% households were satisfied in emptying, transportation and disposal. Table 7-4 presents the detail of septic tank emptying practices.

Figure 7-7: -Septic tank emptying services received

Out of 82 households 66% received the services from Govt. cesspool providers and remaining 34% did the cleaning by non-mechanical ways. Figure 7.10 presents the description of the operators for septic tank cleaning. Around 71% households paid less than INR 1000, 18% spent INR 1,000 to 1,500, about 6% spent more than INR 2,000 INR and 5% INR 2001 to 3000 for emptying the septic tank.

Table 7-4: -Septic tank emptying practice

Septic tank empty practice	n	%
Preferred service provider (N=147)		
Municipality	55	37
Private	0	0
Local labor	31	21
Not yet decided	61	42
Contacting for emptying (N=147)		
Govt. cesspool	125	85
Private cesspool	0	0
Manual labors	0	0
Not yet communicated	22	15
Cleaning frequency of septic tank (N=147)		
Not yet clean	67	44
Cleaned (N=82)	82	56
6 months	1	1
6 to 12 months	7	9
12 to 24 months	18	22
24 to 36 months	5	6
More than 36 months	51	62
Amount spent for emptying process (N=82)		

Septic tank empty practice	n	%
500 to 1000 INR	58	71
1001 to 1500 INR	15	18
1501 to 2000 INR	5	6
2001 to 3000 INR	4	5
Barriers in emptying (N=82)		
Access of cesspool truck to house	0	0
Breaking floor tiles/manholes	34	41
Difficult to locate	0	0
No barriers	48	59
Satisfied in emptying, transportation and disposal (N=82)	73	89

Key findings

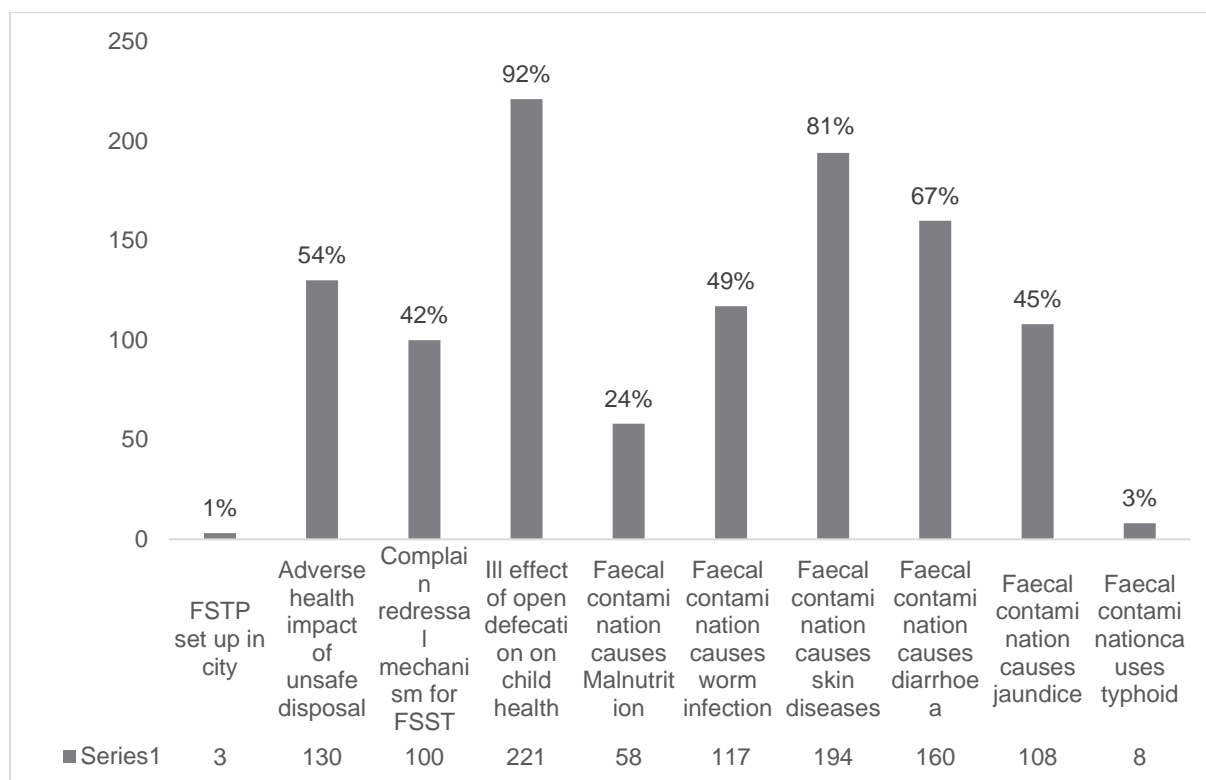
- ▶ 44% HH have never cleaned their onsite sanitation system
- ▶ There are no private players in the city. Citizens rely in ULB (mechanized service) or local laborer (non-mechanized emptying)
- ▶ There is significant difference in septic tank emptying services received between slum and non-slum households (P=0.006); non mechanical cleaning is more (52%) among slum households in comparison to non-slum households (22%).

7.4.4 Awareness on environmental and health impact of sludge disposal

Out of 240 households, only 16% households were aware that sludge is being disposed in drain/canal. Out of 240 households 3% households family members suffered from diarrhea and only four family members suffered jaundice during last three months from the survey.

The following figure shows that 54% were aware on adverse health impact of unsafe disposal, 92% on ill-effect of open defecation on child health, 67% on faecal contamination leading to diarrhea, 49% on faecal contamination causes worm infection. Only 1% were aware about FSTP set up in the city.

Figure 7-8: -Awareness on environmental and health impact of sludge disposal



7.5 Status of community engagement in sanitation activities

Only 16% of the households reported that Mahila Arogya Samiti and 17% reported that Self Help Groups were creating awareness on sanitation. .

Table 7-5: -Community engagement

Community engagement in sanitation	N	%
Community group create awareness on sanitation (N=240)		
Mahila Arogya Samiti	38	16
Self Help Group	41	17
Ward Kalyana Samiti	42	17
Youth club & Pooja committee	5	2
Not Aware	114	48
Sanitation related issues discussed during community engagement (N=240)		
Children and women health	87	36
Faecal sludge and septage management	0	0
Promoting use of public and community toilets	13	5

8 Key issues

The rapid assessment carried out household surveys, in-depth interviews with key ULB and non-ULB departments and focus group discussions with relevant stakeholders on sanitation and FSSM at the city level. This helped in the identification of key issues, concerns and gaps on infrastructure, operations, capacity building and behavior change and communication. This section summarizes the key issues and identified next steps. Subsequent to identification of these aspects, an implementation plan shall be prepared to ensure effective delivery of interventions for each of the cities.

Inputs from the following stakeholder has been taken and their views has been outlined in the section below:

<ul style="list-style-type: none"> ▶ Chairperson ▶ Executive Officer ▶ District Collector ▶ Financial officer ▶ SBM nodal officer ▶ Sanitary Inspector ▶ Households ▶ Municipal engineer ▶ Chief District Medical Officer 	<ul style="list-style-type: none"> ▶ Project Director, District Urban Development Authority (DUDA) ▶ Executive Engineer, Public Health Engineer Organization (PHEO) & City Engineer ▶ Assistant environment engineer ▶ City Health Officer 	<ul style="list-style-type: none"> ▶ Project Engineer, Odisha Water Supply and Sewerage Board (OWSSB) ▶ District Social Welfare Organization ▶ Masons ▶ Cesspool operator ▶ Cesspool operation coordinator ▶ Councilors ▶ Community based organization
--	--	---

In the following table, we are describing a summary of key findings, issues, references and required interventions.

S.N o.	Key issue/observation	Supporting data	Proposed interventions / Action point/	Thrust area
1	Insanitary toilets	<ul style="list-style-type: none"> ▶ The Census 2011 shows that about 1.2% of the households have insanitary toilets⁴¹. ▶ Basis the limited household survey of (n=240) it was reported that 33% HHs have insanitary toilets and 51% have septic tanks outfall connected to open drains. ▶ During the consultations with the ULB and non-ULB officials and CBOs, insanitary toilets were highlighted as the key issue for sanitation in Balasore. 	<ul style="list-style-type: none"> ▶ A communication campaign under SBM could be initiated to motivate people to convert insanitary toilets to sanitary ones using incentive provided under SBM either through building septic tanks/ pits or connecting to sewer lines ▶ Ward councilors/ corporators need to be sensitized on this to convey to households in their respective wards ▶ CBOs such as MAS, SHGs and Ward Sanitation Committees should be oriented to spread awareness among households in their respective wards ▶ Information on onsite sanitation system solutions available in market which are economical and quicker to implement to be disseminated to citizens 	IEC/BCC
			<ul style="list-style-type: none"> ▶ A regulatory set-up can be proposed for ensuring effective implementation of the Odisha septage management guidelines which mandates HHs to make it compulsory for all households to construct septic tanks and stop the sludge from out flowing into municipal drains. ▶ Amendments could be made in ULB building bye-law to include provision of scientific septic tank as part of building approval process. 	Governance reforms
2	Unscientific septic tanks	<ul style="list-style-type: none"> ▶ As per the primary survey <ul style="list-style-type: none"> ○ Outfall of 51% of septic tanks into open drains. Difference in connections from onsite sanitation system to open drain between slum (78%) and non-slum HHs (46%) is significant. ○ 33% households (HH) reported presence of unlined onsite systems and majority of them are single pits. ○ About 49%.HHs have OSS connected to soak-pit. ○ 44% HHs have never emptied their OSS. ○ 28% of the city households depend on open well, hand pumps and tube wells. 	<ul style="list-style-type: none"> ▶ Further capacity building of masons on design of scientific septic is desired ▶ Building capacity of CBOs such as MAS, SHGs and Ward Sanitation Committees to spread awareness on importance of scientific onsite containment system among households in their respective wards. 	Capacity building
			<ul style="list-style-type: none"> ▶ A regulatory set-up can be proposed for ensuring effective implementation of the Odisha septage management guidelines which mandates ULBs to make it compulsory for all households to construct septic tanks. ▶ Amendments could be made in ULB building bye-law to include provision of scientific septic tank as part of building approval process. 	Governance reforms

⁴¹ Toilets which directly dispose into drains without onsite sanitation system and/or require night soil to be removed by human or animal are considered as Insanitary

S.N o.	Key issue/observation	Supporting data	Proposed interventions / Action point/	Thrust area
		<ul style="list-style-type: none"> ▶ As per the SLIP report, 2015, present source of water used is ground water. ▶ As per discussions with masons in FGD, it is the households that take the final decision with respect to the design of septic tanks. Even if the masons highlight the importance of including baffle wall/ lining, they choose to ignore it for saving costs. ▶ As per discussions with ULB officials and CBO, the households are not aware of adverse effects of unsafe containment. 	<p>Communication messages to HHs with focus on:</p> <ul style="list-style-type: none"> ▶ Dos and Don'ts of building septic tanks ▶ Importance of schedule desludging and how to do it ▶ How treatment of septage and sludge before disposal has an positive impact on health and environment ▶ Onsite sanitation system solutions available in market which are economical and quicker to implement and can be retrofitted to be disseminated to citizens <hr/> <ul style="list-style-type: none"> ▶ Explore potential for scheduled desludging program 	<p>IEC/BCC</p> <hr/> <p>Infrastructure (infra and O&M)</p>
3	Practice of open defecation	<ul style="list-style-type: none"> ▶ As per primary survey, 99% of HHs surveyed who defecate in open do not have IHHL and lack access to other toilets facilities ▶ HH survey highlighted that the households having toilets practice open defecation because of lack of water facilities (90%) and habit/ culture (10%) ▶ 88% households not having toilet access and resorting to OD are willing to construct one. ▶ All HHs interviewed during primary survey showed willingness to use CT/PT. 	<ul style="list-style-type: none"> ▶ Construction of IHHL and CT/PT ▶ Facilitating the process of building IHHL along with the components for applicants so that they are not demotivated. The process need to be implemented at an accelerated pace. <hr/> <ul style="list-style-type: none"> ▶ Engaging with CBOs to motivate people to build and use IHHL and through CT/PT especially through sustained inter personal counselling for a targeted households who do not have access to toilets. 	<p>Infra-structure (infra and O&M)</p> <hr/> <p>IEC/BCC</p>
4	Lack of space for IHHL	<ul style="list-style-type: none"> ▶ As per the household survey, 64% households feel that there is lack of space for constructing IHHL <p>As per discussions with ULB officers, there is lack of availability on land and city has space constraints resulting in difficulty in construction of IHHL</p>	<ul style="list-style-type: none"> ▶ Greater focus on CT, PT availability and better O&M of the available and upcoming facilities ▶ Explore sustainable O&M models incl. community led, private operators etc. ▶ Under the Prime Minister Awas Yojna (PMAY), the government has adopted AWASS Yojana in the Odisha where urban poor and slums dwellers have been given opportunities to avail decent housing units for their stay in cities. Under the affordable housing schemes and slum rehabilitation through PPP models, a large number of housing units are being constructed where toilets are also constructed along with the containment units which need to be constructed as per FSSM 	<p>Infra (infra and O&M)</p>

S.N o.	Key issue/observation	Supporting data	Proposed interventions / Action point/	Thrust area
			<p>requirements. Particularly, the beneficiary led housing schemes where supports from the PMAY is extended could be considered on how the toilets can be built and retrofitted if needed as it gives scope for the same. New housing schemes also give chance to regulate sanitations as per the laws and also ensure roads and other complexes for cesspool vehicles etc. Directorate of Town Planning along with the ULBs need to coordinate the programmes.</p>	
5	Challenges in emptying septic tanks due to narrow lanes and low usage of mechanized service	<ul style="list-style-type: none"> ▶ As per household survey, 52% HHs have narrow roads (less than 2m width). This leaves them inaccessible to majority of existing fleet of city with ULB. ▶ 44% reported during survey that they never cleaned their septic tank or pit ▶ ULB and other officials have also highlighted this issue. ▶ Lack of access to mechanized emptying vehicles indirectly creates scope for non-mechanized manual work. Currently 34% HH confirmed receiving such services. This is found significantly more among slum households (52%) in comparison to non-slum households (22%). ▶ 33% HHs have reported that they aren't aware of any communication medium through which they can access information on mechanized emptying service providers 	<ul style="list-style-type: none"> ▶ Size of cesspool vehicles should be planned keeping in mind the narrow roads and explore alternative technologies for emptying during procurement. Solutions of mechanized emptying such as Vacutug to be explored along with manually operated mechanized machines in slums with extremely narrow lanes. ▶ Need for transfer stations⁴² which can help use of vehicles of different sizes to be explored to optimize the cost of transport which could help reduce price of service delivery. ▶ Operating models that can help makes payment for cesspool emptying affordable for urban poor to be devised ▶ Devise monitoring mechanisms to track usage of mechanized emptying services <ul style="list-style-type: none"> ▶ Strengthened monitoring at community level by building capacity of MAS, Ward Sanitation committee, CSTF and SHG to promote usage of mechanized emptying <ul style="list-style-type: none"> ▶ Communicate the harmful impact of non-mechanized emptying to relevant stakeholders - citizens, leaders, community groups, sanitation workers and ULB staff ▶ Identify ways to increase penetration of information to citizens on mechanized emptying service providers 	<p>Infra (infra and O&M)</p> <p>Capacity building</p> <p>IEC/BC</p>

⁴² Transfer stations are intermediate points established to facilitate transfer of faecal sludge from smaller sized vehicles to larger ones to help efficient management of waste. This approach is also used for Solid Waste Management.

S.N o.	Key issue/observation	Supporting data	Proposed interventions / Action point/	Thrust area
			<ul style="list-style-type: none"> ▶ A regulatory set-up can be proposed for ensuring effective implementation of the Odisha septage management guidelines which mandates HHs. The rules direct house owners to contact only civic body officials or other registered sanitary agencies to clear out the septic tanks and strictly keep away from engaging manual scavengers. ▶ Explore potential for empanelment of cesspool emptying service providers with ULB and provisions to implement applicable sections of septage operating guidelines 2016 for emptying and transport activities. 	Governance reform
6	Sewage disposal in adjoining rivers	<ul style="list-style-type: none"> ▶ As per OSPCB report on sewage pollution, the total coliform for downstream of river is high. ▶ Odisha State Pollution Control Board (OSPCB) has observed 75% deviation in present level of Total Coliform and 17% for BOD. ▶ Most of sewage is being discharged into Budhabalanga river as per discussion with PCB 	<ul style="list-style-type: none"> ▶ Creation of onsite sanitation treatment facilities for primary treatment including conversion of insanitary toilets to sanitary toilets by provision of scientific septic tanks can be prioritized ▶ Readiness of FSTPs to ensure provision of adequate facilities and efficient operations ▶ Identify intermittent solutions like at the drain outlet point, interceptors or de-centralized treatment can happen 	Infra-structure (infra and O&M)
			<ul style="list-style-type: none"> ▶ Strong regulatory enforcement to stop open discharge from drains into the river 	Governance reform
7	Improper disposal of faecal sludge	<ul style="list-style-type: none"> ▶ Improper disposal of faecal sludge without any treatment. ▶ Currently there is no designated faecal waste dumping site in Balasore; both faecal sludge and solid waste is dumping in Chunabhati areas. ▶ There is no monitoring mechanism in place to track dumping of faecal waste. ▶ Cesspool emptying truck operators are not governed by any regulation for their operation 	<ul style="list-style-type: none"> ▶ Readiness of SeTP to ensure provision of adequate facilities and efficient operations ▶ A pilot project using GPS technology tracking could be initiated in select wards. ULB vehicles can be mounted with GPS devices which track the movement of vehicles. Considering that site for temporary disposal is being identified, GPS tracking would help map the trips made to this site. 	Infra-structure (infra and O&M)
			<ul style="list-style-type: none"> ▶ Strengthened monitoring at community level by building capacity of MAS, Ward Sanitation committee, CSTF and SHG to promote disposal of waste at designated sites 	Capacity building
			<ul style="list-style-type: none"> ▶ Communicate the harmful impact of indiscriminate dumping non-mechanized emptying to relevant stakeholders - citizens, leaders, community groups, sanitation workers and ULB staff 	IEC/BCC

S.N o.	Key issue/observation	Supporting data	Proposed interventions / Action point/	Thrust area
			<ul style="list-style-type: none"> ▶ Regulation at ULB level to enforce disposal of faecal waste at only designated site 	Governance reform
8	Re-use of treated waste	Potential for re-use of treated waste water and dried manure generated post treatment is not yet explored	<ul style="list-style-type: none"> ▶ Implementation strategy and plan to be devised based on learnings from Project Nirmal and interventions in other places. ▶ Market for manure and treated water to be explored and included as part of the O&M contract to be defined for SeTP operator 	Infra-structure (infra and O&M)
9	Recurring incidence of water borne diseases	<ul style="list-style-type: none"> ▶ As per discussions with ULB officers, health officers and CBO's, jaundice and diarrhea are recurring diseases. ▶ The survey suggested that presence of unlined septic tanks (33%) and average distance between septic tank and water source at 10m is also a probable cause of water borne diseases as 28% HH are dependent on ground water sources near their house. ▶ Officials reported that city is heavily reliant on ground water 	<ul style="list-style-type: none"> ▶ Communication messages for CBOs to link the adverse effect of poor sanitation and FSSM on water and food contamination and consequent effect on health ▶ Inform citizens about options available for retrofitting existing unscientific septic tank 	IEC/ BCC
10	Attitude of people towards sanitation and hygiene	<ul style="list-style-type: none"> ▶ Citizen's apathy and lack of participation and ownership for sanitation and hygiene was reported in FGD and IDI. ▶ As per FGD's with MAS, their discussions during community meetings is limited to solid waste management, hygiene and construction of toilets. Even household survey led to the same observation. Over 16% of the households reported that MAS, 16% of the households reported that SHGs and 17% WKSs are creating awareness on sanitation. Also, existing discussions are only limited to use of PT and CT. 	<ul style="list-style-type: none"> ▶ Building capacity of CBOs such as MAS, SHGs and Ward Sanitation Committees to spread awareness on importance of sanitation, hygiene and FSSM among households in their respective wards. 	Capacity building
			<ul style="list-style-type: none"> ▶ For ULB officials (especially Community Organizers, Sanitary Inspectors), CBOs on FSSM and on the key messages to be conveyed to community 	IEC/BCC
11	Gaps in stakeholder engagement , coordination	<ul style="list-style-type: none"> ▶ OWSSB constructing SeTPs and will take care of O&M until the facility is handed over to the ULB. Further clarity needs be brought in for - a. Revenue generation from SeTPs 	<ul style="list-style-type: none"> ▶ Operating model to be formulated for sustainable operation of SeTP through various models including cost recovery through sale of dried and treated sludge and treated waste water. ▶ Inputs from this model to be incorporated as part of O&M contract for private agency 	Infra (infra and O&M)

S.N o.	Key issue/observation	Supporting data	Proposed interventions / Action point/	Thrust area
	and institutional framework	<p>b. Cost recovery from reuse of treated resources c. Tariff policy d. Transition plan and management after 5 years</p> <ul style="list-style-type: none"> ▶ There is a need of integrated approach to FSSM. Multiple department work are currently working in silos. ▶ ULB does not have environmental engineering sections to comply with standards in public health and environment. ▶ Low level of citizen participation due to lack of engagement and recognition in the city governance 	<ul style="list-style-type: none"> ▶ Potential integrated FSSM contract i.e. cesspool operation and SeTP operation to be checked. ▶ ▶ Capacitate ULB, parastatal and district officials through training in concept and program design to increase their involvement ▶ Exposure visits to learn leading practices ▶ Strengthen city level groups by building capacity of MAS, WSC, CSTF and SHG to promote and drive citizen engagement ▶ ▶ Strengthening district administration through participatory planning in city levels for integration with district planning and effectively escalate the issues to state levels through planning structures ▶ Restructuring the engineering department with added focus on environmental engineering ▶ Focus should be on zone and ward level interventions – a coordinated program and overall M&E at broader level ▶ Formalization of community level institutions such as CSTF, WSC in city system ▶ Service level scores in each wards including sanitation and its integration with CSPs 	<p style="background-color: #ADD8E6; padding: 5px;"></p> <p style="background-color: #DDA0DD; padding: 5px;">Capacity building</p> <p style="background-color: #FFFF00; padding: 5px;">Governance reforms</p>
12	Limited awareness created by CBOs such as MAS, SHG, WKS and other citizen groups on FSSM	<ul style="list-style-type: none"> ▶ Primary survey shows that only 16% of the households reported that Mahila Arogya Samiti (MAS) and 17% reported that Self Help Groups (SHGs) were creating awareness on sanitation. Also, they were only promoting use of public or community toilets ▶ HHs reported during survey that FSSM is not being discussed currently during the community engagement of these CBOs 	<ul style="list-style-type: none"> ▶ Capacity building program focused building understanding of sanitation and FSSM among bodies that function at various levels in the urban areas of district in the following order: District Urban Sanitation Committee (DUSC), City Sanitation Task Force (CSTF), City Project Implementation Agency (CPIU), Ward Kalyan Samiti (WKS), MAS and SHG. ▶ Monitoring of dissemination and concurrent evaluation of impact achieved 	<p style="background-color: #DDA0DD; padding: 5px;">Capacity building</p>

S.N o.	Key issue/observation	Supporting data	Proposed interventions / Action point/	Thrust area
13.	Lack of funds & spending capacity at the ULB level	<ul style="list-style-type: none"> ▶ One of the key issues which emerged during the IDIs and FGDs with ULB officials and council members is "the lack of funds and human resources" at the ULB level as a major bottleneck to undertake need based innovative sanitation and infrastructure programme. However, it is also observed that spending capacity of the ULB is also a key area of concern. Even though the own source revenue base has been decreased or taken away by the state and central governments (first Octroi and now GST), alternative sources of funds have been created. Particularly, after the 14 Central Finance Commission (CFC) and Fourth State Finance Commission (SFC), the ULBs of Odisha have good amount of devolution funds available to be spent on the developmental activities but remain unspent as found in recent cluster level reviews conducted by the H&UDD. ▶ In the devolution front, the ULBs are expected to get INR 5379 crore under the 4th SFC and INR 1772 crore under the 14 CFC during (2015-2020). Secondly, the government through various channels has been raising funds from the markets borrowing for the ULBs for basic services and infrastructures. The government has also adopted PPP models of different types to undertake projects to improve infrastructure for basic services. ▶ Most cities are found not very successful in property assessments and the properties assessed have not come under the tax nets. Thus, the city loses funds. 	<ul style="list-style-type: none"> ▶ Specialised urban cadre staff for mobilizing funds as mobilization capacity for funds is certainly constrained by the lack of qualified and skilled human resource. 	Capacity Building
			<ul style="list-style-type: none"> ▶ The ULB should tap funding from the DMF and CSR funds. 	Governance Reforms

Rapid state assessment has mapped the situation on ground and identified key gaps and action points across the following thrust areas.

- ▶ Infrastructure (infra and O&M)
- ▶ Capacity building
- ▶ IEC/BCC activities
- ▶ Governance and reforms

The key to sustaining urban sanitation and FSSM activities is to implement, operationalize and make effective the action points drafted in the strategy. A detailed city-wise implementation roll-out plan would follow this situational assessment report. This would also include prioritization of the interventions, estimated timeline, and resource requirements for implementation of key interventions identified.

9. Annexures

Annexure 1 – Questionnaire for Household Survey

Study on on-site sanitation system & practices with focus on faecal sludge &septage management

Survey questionnaire

ସହରାଞ୍ଚଳ ରେ ପରିମଳ ବ୍ୟବସ୍ଥା ଏବଂ ସ୍ୱଚ୍ଛ/ନିର୍ଦ୍ଦିଷ୍ଟ ଭାବେ ନର୍ଦ୍ଦମା ମଳ ର ଅଭ୍ୟାସ ଏବଂ ଏହାର ସଫା ପରିଚାଳନା ବିଷୟରେ ସର୍ବେକ୍ଷଣ ପ୍ରଶ୍ନାବଳୀ

Form ID:

ସୂଚନାପତ୍ର

ଅନୁସନ୍ଧାନର ଅଭିପ୍ରାୟ: ମୁଁ ହାଉସିଂ ଆଣ୍ଡ ଅର୍ବାନ ଡେଭେଲପମେନ୍ଟ୍ ଡିପାର୍ଟମେନ୍ଟ୍ ରୁ ଆପଣଙ୍କ ଅଞ୍ଚଳକୁ ଏକ ଅନୁସନ୍ଧାନ କରିବା ପାଇଁ ଆସିଅଛି । ଏହି ଅନୁସନ୍ଧାନର ଉଦ୍ଦେଶ୍ୟ ହେଉଛି, “ସହରାଞ୍ଚଳ ର ପରିମଳ ବ୍ୟବସ୍ଥା ଓ ପାଇଖାନା ସଫା ପରିଚାଳନା ବିଷୟରେ ସମୀକ୍ଷା କରିବା” । ଏହି ଅନୁସନ୍ଧାନରେ ହେବାକୁ ଥିବା ମୁଖ୍ୟ ଆଲୋଚନା ଓ କଥୋପକଥନରେ ଆପଣଙ୍କୁ ଭାଗ ନେବା ପାଇଁ ଅନୁରୋଧ । ଆପଣଙ୍କ ସହଯୋଗ, ଆପଣଙ୍କ ସହରକୁ ନିର୍ମଳ ରଖିବାରେ ସହାୟକ ହେବ । ଏହି ଅନୁସନ୍ଧାନରେ, ଆପଣଙ୍କ ଅଂଶଗ୍ରହଣ ସମ୍ପୂର୍ଣ୍ଣ ସ୍ୱେଚ୍ଛାକୃତ ଅଟେ । ପୂର୍ବରୁ ଲକ୍ଷ୍ମକ ଥିବା ସତ୍ତ୍ୱେ ଯେ କୌଣସି ସମୟରେ ଯଦି ଆପଣ ଚାହଁବେ, ତାହା ହେଲେ ଆପଣଙ୍କ ମତ ପରିବର୍ତ୍ତନ କରି ଆଲୋଚନାରୁ ଓହରିଯାଇପାରିବେ । ଏହି ଆଲୋଚନା ଆପଣଙ୍କ ବୃତ୍ତି ବା ଧନ୍ଦାରେ କୌଣସି ପ୍ରଭାବ ପକାଇବ ନାହିଁ । ଯଦି ଆଲୋଚନାରେ କିଛି ବ୍ୟକ୍ତିଗତ କିମ୍ବା ସଂବେଦନଶୀଳ ପ୍ରଶ୍ନ ଥିବାର ଆପଣ ଅନୁଭବ କରନ୍ତି କିମ୍ବା କୌଣସି ପ୍ରଶ୍ନ ଆପଣଙ୍କୁ ଅତୁଥା ଲାଗେ ତେବେ, ଆପଣ ତାହାର ଉତ୍ତର ନ ଦେଇପାରନ୍ତି ବା ସେଥିପାଇଁ ଆପଣ ଆଲୋଚନାରୁ ଯେ କୌଣସି ସମୟରେ ଓହରିଯାଇପାରନ୍ତି ଏବଂ ଆପଣଙ୍କୁ ଏହି ନିଷ୍ପତ୍ତିକୁ ସମ୍ମାନ ଜଣାଇ ଆପଣଙ୍କୁ କୌଣସି କାରଣ ପତରାଯିବ ନାହିଁ । ଏହି ଆଲୋଚନା ରେ ଭାଗ ନେଲେ ଆପଣଙ୍କୁ କୌଣସି ପ୍ରକାର ସିଧାସଳଖ ଲାଭ ମିଳିବ ନାହିଁ । ଏହି ଅନୁସନ୍ଧାନର କଥୋପକଥନକୁ ଡିଜିଟାଲ ରେକର୍ଡ଼ ପାଇଁ ଅନୁମତି ମାଗୁଛୁ । ଏହି ଅନୁସନ୍ଧାନରେ ଆପଣଙ୍କ ନାମ ଏବଂ ଆପଣ ଦେଇଥିବା ସମସ୍ତ ତଥ୍ୟ ଗୋପନୀୟ ରଖାଯିବ । ଅନୁସନ୍ଧାନରେ ଜଡ଼ିତ ଥିବା କର୍ମଚାରୀଙ୍କ ବ୍ୟତୀତ ଏହି ତଥ୍ୟ ଆଉ କାହାରିକୁ ଜଣାଯିବ ନାହିଁ । ଯଦି ଆପଣଙ୍କର ଏହି ଅନୁସନ୍ଧାନ ସମ୍ବନ୍ଧୀୟ କିଛି ଜିଜ୍ଞାସା/ସନ୍ଦେହ ଅଛି, ତାହେଲେ ଆପଣ ଡିସଟ୍ରିକ୍ଟ କୋଡିନେଟରଙ୍କ ସହ ଯୋଗାଯୋଗ କରନ୍ତୁ ।

ସମ୍ମତି / ଅନୁମତି ପ୍ରମାଣପତ୍ର

ଅଂଶଗ୍ରହଣକାରୀ/ ଅଭିଭାବକଙ୍କର ମତବ୍ୟ

ମୋତେ ଏହି ଅନୁସନ୍ଧାନର ଆଲୋଚନାରେ ଭାଗ ନେବା ପାଇଁ ଅନୁରୋଧ କରାଯାଇଛି । ପୂର୍ବରୁ ସୂଚନା ପତ୍ରରେ ଥିବା ତଥ୍ୟକୁ ମୁଁ ପଢ଼ିଛି ଅବା ମୋତେ ପଢ଼ି ଶୁଣାଇ ଦିଆଯାଇଛି । ସୂଚନା ପତ୍ରରେ ଥିବା ବିଷୟ ବସ୍ତୁ ଏବଂ ସେହି ସମ୍ବନ୍ଧୀୟ ପ୍ରଶ୍ନ ପଚାରିବାର ସୁଯୋଗ ମୋତେ ଦିଆଯାଇଛି ଓ ଏହାର ସନ୍ତୋଷ ଜନକ ଉତ୍ତର ମୋତେ ମିଳିଛି । ମୁଁ ସ୍ୱେଚ୍ଛାକୃତ ଭାବରେ, ଏହି ଅନୁସନ୍ଧାନରେ ଭାଗ ନେବା ପାଇଁ ନିଜର ସମ୍ମତି ଜଣାଉଛି ।

ଅଂଶଗ୍ରହଣକାରୀ ନାମ : _____

ଅଂଶଗ୍ରହଣକାରୀଙ୍କ ଦସ୍ତଖତ _____

ଯଦି ଅସ୍ମିତ୍ତ: ମୁଁ ଏଠାରେ ସାକ୍ଷ୍ୟ ଦେଉଅଛି ଯେ, ଅଂଶଗ୍ରହଣକାରୀ ଜଣକ ସୂଚନା ପତ୍ରକୁ ସଠିକ ଭାବେ ପଢ଼ି ବୁଝିଛନ୍ତି ଓ ତାଙ୍କୁ ପ୍ରଶ୍ନ ପଚାରିବାର ସୁଯୋଗ ମିଳିଛି ତଥା ସେଥିପାଇଁ ସେ ଆଲୋଚନା ରେ ଭାଗ ନେବା ପାଇଁ ସ୍ୱାଧୀନ ଭାବେ ସମ୍ମତି ଜଣାଇଛନ୍ତି ।

ସାକ୍ଷ୍ୟକାରୀଙ୍କ ନାମ _____



ଅଂଶଗ୍ରହଣକାରୀଙ୍କ/ ଅଭିଭାବକଙ୍କର ଚିପ ଚିହ୍ନ

ସାକ୍ଷ୍ୟକାରୀଙ୍କ ଦସ୍ତଖତ _____

ତାରିଖ (ଦିନ / ମାସ /ବର୍ଷ) _____

ଅନୁସନ୍ଧାନ / ସମ୍ପତ୍ତି ନେଉଥିବା ବ୍ୟକ୍ତିଙ୍କ ଘୋଷଣା: ମୁଁ ସଠିକ ଭାବରେ ସମ୍ଭାବ୍ୟ ଅଂଶଗ୍ରହଣକାରୀଙ୍କୁ ସୂଚନା ପତ୍ରଟି ପଢ଼ିବାର ସୁଯୋଗ ଦେଇଛି/ପଢ଼ି ଶୁଣେଇଛି ଓ ମୋର ଶ୍ରେଷ୍ଠ ଦକ୍ଷତା ଅନୁସାରେ ବିଶ୍ୱାସ ରଖୁଛି ଯେ, ଅଂଶଗ୍ରହଣକାରୀ ଏହି ଅନୁସନ୍ଧାନର ଉଦ୍ଦେଶ୍ୟ ସମ୍ପୂର୍ଣ୍ଣ ବୁଝିପାରିଛନ୍ତି। ତାଙ୍କୁ ପ୍ରଶ୍ନ ପଚାରିବାକୁ ସୁଯୋଗ ଦିଆଯାଇଥିଲା ଓ ସେହି ସମସ୍ତ ପ୍ରଶ୍ନର ସଠିକ ଉତ୍ତର ଦିଆଯାଇଛି । ଅଂଶଗ୍ରହଣକାରୀ ଜଣଙ୍କୁ ଆଲୋଚନାରେ ଭାଗ ନେବା ପାଇଁ କୌଣସି ବାଧା କରାଯାଇ ନାହିଁ; ସେ ନିଜ ଇଚ୍ଛା ଅନୁସାରେ ଅଂଶଗ୍ରହଣ ପାଇଁ ନିଜର ସମ୍ପତ୍ତି ପ୍ରଦାନ କରିଛନ୍ତି ।

ଅନୁସନ୍ଧାନକାରୀଙ୍କ ଦସ୍ତଖତ _____

ତାରିଖ (ଦିନ / ମାସ /ବର୍ଷ) _____

SECTION A: PRIMARY INFORMATIONକ ବିଭାଗ : ପ୍ରାଥମିକ ସୂଚନା	
<p>Survey area ସର୍ବେକ୍ଷଣ ଅଞ୍ଚଳ (Fill the Details)(ସମ୍ପୂର୍ଣ୍ଣ ପୂରଣ କରନ୍ତୁ)</p> <p>i. Town: ସହର</p> <p>ii. Ward Number ---ଖାଡ଼ ନମ୍ବର-</p> <p>iii. House No-----ଘର ନମ୍ବର _____</p> <p>Locality Type: Slum-----, Non slum----- କି ପ୍ରକାର ଅଞ୍ଚଳ : ବସ୍ତି ----- ଅଣ ବସ୍ତି-----</p> <p>Locality name: ଅଞ୍ଚଳର ନାମ -----</p> <p>GPS Location Id of Septic Tank----- ସେପ୍ଟିକ ଟ୍ୟାଙ୍କ ର ଲିପିବଦ୍ଧ କୋଡ଼</p> <p>Picture of the household/institution/commercial establishment ଘର /ଅନୁଷ୍ଠାନ / ବ୍ୟବସାୟିକ ସଂସ୍ଥା ର ଫଟୋ</p>	<p>Name of the Head of Household/Supervisor of the apartment: ପରିବାରର ମୁଖ୍ୟ କ ନାମ / ଆପାର୍ଟମେଣ୍ଟ ସୁପରଭାଇଜର କ ନାମ</p> <p>1. Male 2. Female <input type="checkbox"/></p> <p>ପୁରୁଷ ମହିଳା <input type="checkbox"/></p> <p>Age:(in years)ବୟସ <input type="checkbox"/></p> <p>Education: ଶିକ୍ଷା <input type="checkbox"/></p> <p>Illiterate, 2. Can sign or read /write without going to formal school, 3. Primary, 4. Upper Primary, 5 . Secondary, 6 . Sr. Secondary, 7. Graduation, 8. P.G &Above) (1-ଅକ୍ଷର, 2-ସ୍କୁଲ ନ ଯାଇ ଲେଖି ପଢ଼ି ପାରନ୍ତି, 3-ପ୍ରାଥମିକ, 4-ଉଚ୍ଚ ପ୍ରାଥମିକ ,5-ହାଇସ୍କୁଲ , 6-+2 , 7-ଗ୍ରାଜୁଏଟ/+3 ,8-ପି ଜି ଏବଂ ତଦୁର୍ଦ୍ଧ</p> <p>Aadhar Card: Yes/No:If Yes, Number: ଆଧାର ନମ୍ବର-ହଁ ନା : ଯଦି ହଁ ତେବେ ନମ୍ବର-</p> <p>Contact No:ଯୋଗଯୋଗ ନମ୍ବର :</p>
<p>Type of property ପ୍ଲଟ/ସମ୍ପତ୍ତିର ପ୍ରକାର</p>	<p>Residentialଆବାସିକ Institutionalଆନୁଷ୍ଠାନିକ Commercialବ୍ୟବସାୟିକ Mixedଉଭୟ ବର୍ଗ/ଶ୍ରେଣୀର Residential +Institutionalଆବାସିକ+ ଆନୁଷ୍ଠାନିକ Institutional + Commercial ଆନୁଷ୍ଠାନିକ+ ବ୍ୟବସାୟିକ Residential + Commercial ଆବାସିକ +ବ୍ୟବସାୟିକ</p>
<p>Property number as per municipal property tax record ମ୍ୟୁନିସିପାଲିଟି ଟ୍ୟାକ୍ସ ରେକର୍ଡ ଅନୁସାରେ ସମ୍ପତ୍ତି ର ସଂଖ୍ୟା</p>	<p>Number: ସଂଖ୍ୟା</p>
<p>Mark the House typology (only if 2 is residential) କି ପ୍ରକାର ଘର ଚାହା ସୂଚିତ କରନ୍ତୁ (କେବଳ ଯଦି ପ୍ରଶ୍ନ 2 ରେ ଉତ୍ତର ଆବାସିକ)</p>	<p>Stand-alone houseଗୋଟିକିଆ ଘର Multi-story Apartment ଏକାଧିକ ମହଲା ଆପାର୍ଟମେଣ୍ଟ Row house with common shared walls ଗୋଟିଏ କାନ୍ଥରେ ଯାଡ଼ିକିଆ ଘର Slum House (Kachha walls) ବସ୍ତି ଘର (ଝାଟିମାଟି କାନ୍ଥ) SlumHouse (Pucca walls)</p>

	<p>ବନ୍ଧୁ ଘର (ପଙ୍କା କାଢ଼)</p> <p>Other (please specify)</p> <p>ଅନ୍ୟାନ୍ୟ (ଦର୍ଶାଅ.....)</p>
<p>Ownership Status of the property</p> <p>ସମ୍ପତ୍ତିର ମାଲିକାନା ସ୍ଥିତି</p>	<p>Owned ନିଜସ୍ୱ</p> <p>Rented ଭଡ଼ା</p> <p>Staff quarter କର୍ମଚାରୀ ବାସଗୃହ</p> <p>On encroached land (non-slum) ଜବର ଦଖଲ ଜମିରେ (ଅଣ ବନ୍ଧୁ ଅଞ୍ଚଳ)</p> <p>On public land (slum) ସରକାରୀ/ସର୍ବସାଧାରଣ ଜମିରେ (ବନ୍ଧୁ)</p> <p>On private land (slum) ବେସରକାରୀ/ଘରୋଇ ଜମି (ବନ୍ଧୁ)</p> <p>Other (please specify)</p> <p>ଅନ୍ୟାନ୍ୟ (ଦୟାକରି ଦର୍ଶାଅ)</p>
<p>In case of apartment, name of the apartment building</p> <p>ଯଦି ଆପାର୍ଟମେଣ୍ଟ , ତେବେ ଆପାର୍ଟମେଣ୍ଟର ନାମ ଲେଖନ୍ତୁ</p>	<p>Name ନାମ</p> <p>_____</p>
<p>No of blocks ବ୍ଲକ୍ ସଂଖ୍ୟା</p>	<p>Number ସଂଖ୍ୟା</p> <p>_____</p>
<p>How many flats are there in this property ଏହି ଜାଗାରେ କେତୋଟି ଫ୍ଲାଟ ଅଛି</p>	<p>Number ସଂଖ୍ୟା _____</p>
<p>Number of flats that are occupied କେତୋଟି ଫ୍ଲାଟ ଅଧିକୃତ/ଦଖଲରେ ଅଛି</p>	<p>Number ସଂଖ୍ୟା _____</p>
<p>How many households are there on this property? ଏହି ସ୍ଥଳରେ କେତେଜଣ ପରିବାର ଅଛନ୍ତି</p>	<p>Number ସଂଖ୍ୟା _____</p>
<p>How long has your family been staying in this house? (Not applicable in case of unauthorized slum) ଏହି ଘରେ ଆପଣଙ୍କ ପରିବାର କେତେଦିନ ହେଲା ରହି ଆସୁଛନ୍ତି ? (ଅଣ ସ୍ୱୀକୃତିପ୍ରାପ୍ତ ବନ୍ଧୁ ପାଇଁ ଏହା ପ୍ରଯୁଜ୍ୟ ନୁହେଁ)</p>	<p>Number ସଂଖ୍ୟା _____</p>
<p>Select the type of Institution (only if 2 is institutional) ଅନୁଷ୍ଠାନଟି କି ପ୍ରକାର ବାଛନ୍ତୁ (କେବଳ ଯଦି ପ୍ରଶ୍ନ 2 ରେ ଉତ୍ତର ଅନୁଷ୍ଠାନ ଥାଏ)</p>	<p>Hospital/Nursing Home ଡାକ୍ତରଖାନା/ନର୍ସିଙ୍ଗହୋମ</p> <p>School/College ସ୍କୁଲ/କଲେଜ</p> <p>Religious Institution ଧାର୍ମିକ ଅନୁଷ୍ଠାନ</p> <p>Government Office ସରକାରୀ ଅଫିସ</p> <p>Other (Please Specify) ଅନ୍ୟାନ୍ୟ (ଦର୍ଶାଅ)</p>
<p>Select the type of commercial (only if 2 is commercial)</p>	<p>Industry ଶିଳ୍ପ</p> <p>Shop/private office ଦୋକାନ/ବେସରକାରୀ ଅଫିସ</p>

ବ୍ୟବସାୟିକ ସଂସ୍ଥାଟି କି ପ୍ରକାର ବାଛନ୍ତୁ (କେବଳ ଯଦି ପ୍ରଶ୍ନ 2 ରେ ଉତ୍ତର ବ୍ୟବସାୟିକ ଥାଏ)	Hotel/Lodgeହୋଟେଲ/ଲଜ Other (please specify)ଅନ୍ୟାନ୍ୟ (ଦର୍ଶାଅ)
---	--

SECTION B: WATER ବିଭାଗ-ଖ : ପାଣି

14	Sources of Water for domestic use(<i>Can mark more than one</i>) ଘରୋଇ ବ୍ୟବହାର ପାଇଁ ପାଣିର ସ୍ରୋତ (ଏକାଧିକ ସ୍ରୋତ ମାର୍କ କରିପାରିବ)								
	Piped water supply ପାଇପ ଦ୍ୱାରା ପାଣି ଯୋଗାଣ		Public (Free) ସର୍ବସାଧାରଣ (ମାଗଣା)		e. Bore well ବୋରିଂ କୂଅ	f. Hand pump ନଳ କୂଅ	g. Municipal Tanker ମୁନିସିପାଲିଟି ଟ୍ୟାଙ୍କର	h. Private tanker ବେସର କାରୀ ଟ୍ୟାଙ୍କର	i. Others (specify) ଅନ୍ୟାନ୍ୟ (ଦର୍ଶାନ୍ତୁ)
	a. Individual HH Connection ଘରେ ନିଜ ଋଜନେକ୍ସନ	b. Shared HH Connection ଗୋଟିଏ ଘରୋଇ ପାଣି ପାଇପ କନେକ୍ସନ କୁ ଏକାଧିକ ପରିବାର ବ୍ୟବହାର	c. Stand Post ଷ୍ଟାଣ୍ଡ ପୋଷ୍ଟ	d. Open well ଖୋଲା କୂଅ					

15	Please indicate duration of water supply. If the option of Que no 14 is a/b/c ଦିନକୁ କେତେ ସମୟ ପାଣି ଆସେ। (ଯଦି ପ୍ରଶ୍ନ 14 ରେ ଉତ୍ତର a/b/c ଥାଏ)	Less than 2 hours in a day ଦିନକୁ 2 ଘଣ୍ଟାରୁ କମ Between 2 to 4 hours in a day ଦିନକୁ 2 ଘଣ୍ଟା ରୁ 4 ଘଣ୍ଟା ମଧ୍ୟରେ Between 4 to 8 hours in a day ଦିନକୁ 4 ରୁ 8 ଘଣ୍ଟା ମଧ୍ୟରେ More than 8 hours in a day ଦିନକୁ 8 ଘଣ୍ଟାରୁ ଅଧିକ
----	---	--

16	Is the quantity of water available sufficient to use and maintain the toilet in your house? ଆପଣଙ୍କୁ ଯେତିକି ପରିମାଣ ର ପାଣି ମିଳୁଛି ତାହା ଘରେ ଥିବା ପାଇଖାନାର ବ୍ୟବହାର ପାଇଁ ଯଥେଷ୍ଟ କି ?	Yes No
----	---	-----------

SECTION C1: Sanitation – Toilet in the house/institution/commercial establishment

ବିଭାଗ ୧1 : ପରିମଳ – ଯଦି ଘରେ/ଅନୁଷ୍ଠାନ/ବ୍ୟବସାୟୀକ ସଂସ୍ଥାରେ ପାଇଖାନା ଥାଏ			
17	<p>How is your toilet connected to, for disposal? Pls. take a picture of the facility, if possible.</p> <p>ଆପଣଙ୍କ ପାଇଖାନା କାହା ସହିତ କନେକ୍ଟ ହୋଇଛି ? ଯଦି ସମ୍ଭବ ଦୟାକରି ଏହାର ଫଟୋ ନିଅନ୍ତୁ</p> <p><i>(To be physically verified by surveyor)</i></p> <p>(ସାକ୍ଷାତକର୍ତ୍ତା ନିଜେ ଯାଞ୍ଚ କରନ୍ତୁ)</p> <p>(Picture would be put against each of the option)(ପ୍ରଶ୍ନ ପଚାରିଲା ସମୟରେ ଫଟୋ ଦେଖାଇ ଉତ୍ତର ଲେଖନ୍ତୁ)</p>	<p>Sewer network ଭୂତଳ ନର୍ଦ୍ଦମା / ଡ୍ରେନ ବ୍ୟବସ୍ଥା</p> <p>Septic tank with soak pit ସେପ୍ଟିକ ଟ୍ୟାଙ୍କ ଶୋକପିଟ ସହିତ</p> <p>Septic tank connected to open/closed drain ସେପ୍ଟିକ ଟ୍ୟାଙ୍କ ଚି ଖୋଲା/ବନ୍ଦ ଥିବା ନର୍ଦ୍ଦମା ସହିତ କନେକ୍ଟ</p> <p>Single pit ଗୋଟିଏ ପିଟ</p> <p>Double pit ଦୁଇଟି ପିଟ</p> <p>Directly to open/closed drain ଖୋଲା/ବନ୍ଦ ଥିବା ନର୍ଦ୍ଦମା ସହିତ ସିଧାସଳଖ କନେକ୍ଟ</p> <p>Others, specify ଅନ୍ୟାନ୍ୟ , ଦର୍ଶାଅ</p>	
18	<p>Picture of the toilet taken</p> <p>ପାଇଖାନାର ଫଟୋ ନିଆଗଲା ?</p>	<p>Yes ହଁ</p> <p>No ନାହିଁ</p>	
19	<p>Provide a brief description of the septic tank/ Pit</p> <p>ସେପ୍ଟିକ ଟ୍ୟାଙ୍କ/ପିଟର ସମ୍ପୂର୍ଣ୍ଣ ବିବରଣୀ ଦିଅନ୍ତୁ</p> <p>Location ଅବସ୍ଥିତି</p> <p>Shape ଆକୃତି</p> <p>Size ଆୟତନ</p> <p>Access road to the septic tank</p>	<p>Inside the house ଘର ଭିତରେ</p> <p>Outside the house ଘର ବାହାରେ</p> <p>In case of option 2, ଯଦି ଉତ୍ତର 2 ହୁଏ ,</p> <p>2i. Front Side of the property ଘର ଆଗରେ</p> <p>2ii. Back Side of the property ଘର ପଛରେ</p> <p>Rectangular ଆୟତାକାର</p> <p>Circular ଗୋଲାକାର</p> <p>Don't Know ଜାଣିନାହିଁ</p> <p>Breadth/Diameter _____ft.</p> <p>ଓସାର/ବ୍ୟାସ ...ଫୁଟରେ</p> <p>Length _____ft. ଲମ୍ବ.....ଫୁଟରେ</p>	

	<p>ସେପ୍ଟିକ ଟ୍ୟାଙ୍କକୁ ପହଞ୍ଚିବା ରାସ୍ତା</p> <p>Type of the bottom</p> <p>ତଳ ଭାଗ ଟି କି ପ୍ରକାର ର</p>	<p>Depth_____ft.ଗଭୀର.....ଫୁଟରେ</p> <p>No of rings used in septic tank (in case the shape is Circular):</p> <p>Don't knowଜାଣିନାହିଁ</p> <p>Narrow road (less than 2 mts.)</p> <p>ଅଣ ଓସାରିଆ ରାସ୍ତା (2ମିଟରରୁ କମ)</p> <p>Medium (less than 5 mts.)</p> <p>ମାଧ୍ୟମ ଧରଣ(5 ମିଟରରୁ କମ)</p> <p>Broad road (more than 5 mts.)</p> <p>ଓସାରିଆ ରାସ୍ତା (5ମିଟରରୁ ଅଧିକ)</p> <p>Linedସିମେଣ୍ଟ ପ୍ରସ୍ତର</p> <p>Non-linedମାଟି ପ୍ରସ୍ତର</p>	<p>(Picture would be put against each of the two option) (ପ୍ରଶ୍ନ ପଚାରିଲା ସମୟରେ ଫଟୋ ଦେଖାଇ ଉତ୍ତରର ଲେଖକ୍ତୁ)</p>
<p>20</p>	<p>How old is your toilet</p> <p>ଆପଣଙ୍କ ପାଇଖାନାଟି କେତେବର୍ଷର ପୁରୁଣା</p>	<p>_____ (in years)(ବର୍ଷରେ)</p>	
<p>21</p>	<p>How many persons are there in this household? (for Commercial, approx.. numbers of toilet users)ଏହି ପରିବାରରେ ମୋଟ କେତେଜଣ ଲୋକ ରହୁଛନ୍ତି ? (ଯଦି ବ୍ୟବସାୟୀକ ସଂସ୍ଥା ହୋଇଥାଏ ତେବେ ଆନୁମାନିକ କେତେଜଣ ପାଇଖାନା ବ୍ୟବହାର କରନ୍ତି)</p>	<p>Children (less than 18 year):____, Other Male: ____</p> <p>Other female: ____</p> <p>ଛୋଟ ପିଲା (୧୮ ବର୍ଷରୁ କମ).....,</p> <p>ଅନ୍ୟାନ୍ୟ ପୁରୁଷ :.....</p> <p>ଅନ୍ୟାନ୍ୟ ମହିଳା</p>	
<p>22</p>	<p>Do you share your toilet with any other Family</p>	<p>Yesହଁ</p> <p>Noନାହିଁ</p>	
<p>23</p>	<p>If yes who are the members from other</p>	<p>Male</p> <p>Female</p>	

	family use it		
24	<p>Did anyone help you in designing and construction of toilet</p> <p>ପାଇଖାନା ନିର୍ମାଣ ଏବଂ ଏହାର ଡିଜାଇନ/ପରିକଳ୍ପନା ପାଇଁ କେହି ସାହାଯ୍ୟ କରିଥିଲେ କି ?</p> <p>Who helped you in designing and construction of toilet</p> <p>ନିର୍ମାଣ ଏବଂ ଏହାର ଡିଜାଇନ/ପରିକଳ୍ପନା ପାଇଁ କିଏ ସାହାଯ୍ୟ କରିଥିଲେ</p>	<p>Yesହଁ</p> <p>Noନାହଁ</p> <p>If yes, then, who provided guidance</p> <p>ଯଦି ହଁ, ତେବେ କିଏ ନିର୍ଦ୍ଦେଶ ଦେଇଥିଲେ</p> <p>Masonରାଜମିସ୍ତ୍ରୀ</p> <p>Contractorଠିକାଦାର</p> <p>Municipality officialsମୁନିସିପାଲ କର୍ମଚାରୀ</p> <p>Neighborsପଡୋଶୀ</p> <p>Relatives and friends ବନ୍ଧୁବାନ୍ଧବ/ ସାଙ୍ଗସାଥୀ</p> <p>NGOଏନଜିଓ</p> <p>Any otherଅନ୍ୟାନ୍ୟ</p>	
25	<p>Do some member(s) of your family do not use the toilet in the house and practice open defecation?</p> <p>ଆପଣଙ୍କ ପରିବାରରେ କୌଣସି ସଦସ୍ୟ ଘରେ ଥିବା ପାଇଖାନା ବ୍ୟବହାର କରନ୍ତି ନାହିଁ ଏବଂ ଖୋଲା ଜାଗା /ବାହାରକୁ ଝାଡ଼ା ଯାଆନ୍ତି କି ?</p>	<p>Yesହଁ</p> <p>Noନାହଁ</p>	
	<p>If yes, who does it</p> <p>ଯଦି ହଁ, କେଉଁମାନେ ଯାଆନ୍ତି</p>	<p>Male Members ପୁରୁଷ ସଦସ୍ୟ</p> <p>Female Membersମହିଳା ସଦସ୍ୟ</p> <p>Children (below 18 Yrs) 18 ବର୍ଷରୁ କମ ପିଲାମାନେ</p> <p>Others (specify): ଅନ୍ୟାନ୍ୟ (ଦର୍ଶାଅ)</p>	
	<p>If, yes please explain the reasons for doing so</p> <p>ଯଦି ହଁ, ଏହିପରି କରିବାର କାରଣ କୁହନ୍ତୁ</p>	<p>Lack of water ପାଣିର ଅଭାବ</p> <p>Matter of habit/ cultural preference</p> <p>ଏହା ଏକ ଅଭ୍ୟାସ/ପରମ୍ପରାଗତ ପସନ୍ଦ</p> <p>Joint/ group activity</p> <p>ସାଙ୍ଗହୋଇ ଝାଡ଼ା ଯିବା ର ଅଭ୍ୟାସ</p> <p>Small septic tank/pitଛୋଟ ସେପ୍ଟିକ ଟ୍ୟାଙ୍କ/ପିଟ</p>	

		Avoid frequent cleaning ବାରମ୍ବାର ସଫାକରିବାକୁ ପଡ଼ିବନି Any other (specify) ଅନ୍ୟକିଛି (ଦର୍ଶାଅ.....)	
Toilet Typologies, Emptying, Transportation and Disposal ପାଇଖାନାର ପ୍ରକାର , ମଳ ବାହର କରି ବାହାରେ ପକାଇବା			
26	Which of the following are connected to the septic tank/Pit latrine ନିମ୍ନ ଲିଷ୍ଟିତ ମଧ୍ୟରୁ କେଉଁ ଗୁଡ଼ିକ ସେପ୍ଟିକ ଟ୍ୟାଙ୍କ/ପିଟ ପାଇଖାନାକୁ ସଂଯୋଗ କରାଯାଇଛି Wash Basins ହାତ ଧୁଆ ବେଶିନ Kitchen waste water ରୋଷେଇ ଘର ର ଆବର୍ଜନା ପାଣି Washing area ଲୁଗାସଫା ଜାଗା Bathing area ଗାଧୋଇବା ଜାଗା Surface water (e.g. area above the septic tank) ସେପ୍ଟିକ ଟ୍ୟାଙ୍କର ଉପରି ଭାଗର ପାଣି Roof water ଛାତ ର ପାଣି Other (please specify) ଅନ୍ୟାନ୍ୟ (ଦର୍ଶାନ୍ତୁ)	Please tick all that apply ଦୟାକରି ସମସ୍ତ ଉତ୍ତର ଗୁଡ଼ିକୁ ଟିକ୍ କରି ଦିଅନ୍ତୁ ।	Total Number (where applicable) ସମୁଦାୟ ସଂଖ୍ୟା (ଦରକାର ସ୍ଥାନରେ)
27	Outflow of septic tank/pit latrine is connected to ସେପ୍ଟିକ ଟ୍ୟାଙ୍କ/ ପିଟ ପାଇଖାନାରୁ ବାହାରୁଥିବା ମଳକା କାହା ସହିତ କନେକ୍ଟନ ହୋଇଛି	Open drain ଖୋଲା ନର୍ଦ୍ଦମା / ଡ୍ରେନ Closed drain ସ୍ଲାବ / ଘୋଡ଼ଣିଥିବା ନର୍ଦ୍ଦମା / ଡ୍ରେନ Sewer system ଭୂତଳ ନର୍ଦ୍ଦମା / ମାଟି ତଳେ ଯାଇଥିବା ଡ୍ରେନ ର ବ୍ୟବସ୍ଥା Soak pit ପାଣି ଶୁଖିବା ଖାତ	
28	Where does the discharge of grey water and effluent from septic tank or latrines take place? ପାଇଖାନା କିମ୍ବା ସେପ୍ଟିକ ଟ୍ୟାଙ୍କ	Drain ନର୍ଦ୍ଦମା / ଡ୍ରେନ Sewer system ଭୂତଳ ନର୍ଦ୍ଦମା / ମାଟି ତଳେ ଯାଇଥିବା ଡ୍ରେନ Soak pit ପାଣି ଶୁଖିବା ଖାତ Any other, please specify ଅନ୍ୟାନ୍ୟ ଦର୍ଶାନ୍ତୁ	

	<p>ରୁ ବାହାରୁଥିବା ମଇଳା ପାଣି ଏବଂ ଆବର୍ଜନା କେଉଁଠିକି ଯାଏ ?</p>		
29	<p>Where is the liquid waste from your house discharged? ଘରୁ ବାହାରୁଥିବା ମଇଳା ଆବର୍ଜନା ପାଣି କେଉଁଠିକି ଯାଏ ?</p>	<p>Drainନର୍ଦ୍ଦମା / ଡ୍ରେନ Soak pitପାଣି ଶୁଖିବା ଖାତ Open areaଖୋଲା ଜାଗା Any other, please specifyଅନ୍ୟାନ୍ୟ ଦର୍ଶାନ୍ତୁ</p>	
30	<p>Is there a well or hand pump in your house/plot? ଆପଣଙ୍କ ଘରେ /ପ୍ଲଟ ରେ ଖୋଲା କୁଅ କିମ୍ବା ନଳକୂଅ(କେବଳ ପୂରୀ ପାଇଁ) ଅଛି କି?</p>	<p>Yesହଁ Noନାହିଁ</p>	
31	<p>If yes, pls. record the distance between the well and septic tank/pit ଯଦି ହଁ ତେବେ କୁଅ ଏବଂ ସେପ୍ଟିକ ଟ୍ୟାଙ୍କ/ପିଟ ମଧ୍ୟରେ ଦୂରତା କେତେ ?ରେକର୍ଡ କରନ୍ତୁ</p>	<p>Distance in meters _____ ଦୂରତା ମିଟର ରେ -----</p>	
32	<p>Was the ground water level Checked before deciding depth of pit/ septic tank? ସେପ୍ଟିକ ଟ୍ୟାଙ୍କ/ପିଟର ଗଭୀରତା କେତେ ଗହୀବତାର ନିଷ୍ପତ୍ତି କରିବା ପୂର୍ବରୁ ପାଣିର ସ୍ତର କେତେ ଅଛି ଯାଞ୍ଚ କରିଥିଲେ କି ?</p>	<p>Yesହଁ Noନାହିଁ</p>	
33	<p>What are the purposes for which water from the well is used (Can encircle more than one) କେଉଁକେଉଁ ଉଦ୍ଦେଶ୍ୟ ରେ କୁଅ ର ପାଣି ବ୍ୟବହାର କରାଯାଏ (ଏକାଧିକ ଉତ୍ତର ପାଇଁ ଗୋଲ ବୁଲାଇନ୍ତୁ)</p>	<p>Drinking and cooking without treatment ବିଶୋଧନ ନ କରି ପିଇବା ଏବଂ ରୋଷେଇ କରିବା Drinking and cooking after treatment ବିଶୋଧନ କରି ପିଇବା ଏବଂ ରୋଷେଇ କରିବା Non-drinking purposes such as bathing, washing etc. ପିଇବା ବ୍ୟତୀତ ଅନ୍ୟାନ୍ୟ ଉଦ୍ଦେଶ୍ୟରେ (ଗାଧୋଇବା,ଲୁଗା ସଫା କରିବା ଇତ୍ୟାଦି) Any other (specify) ଅନ୍ୟାନ୍ୟ (ଦର୍ଶାନ୍ତୁ)</p>	
34	<p>Do you think the water from the well can get contaminated due to</p>	<p>Yesହଁ Noନାହିଁ</p>	

	proximity to toilet? ପାଖରେ ପାଇଖାନା ରହିଲେ କୁଅ ର ପାଣି ଦୂଷିତ/ସଂକ୍ରମିତ ହେବ ବୋଲି ଆପଣ ଭାବୁଛନ୍ତି କି?		
35	Whom you contact for emptying of septic tank	1.ULBs 2.Govt Cesspool operators 3.Private cesspool operators 4.Manual labours	
36	What was the source of information related to emptying septic tank	1.Hoardings 2.Newspaper 3.T.V. Ads 4.Pump lets 5.Internet Others if any...specify	
37	Did any member of your family suffer from diarrhea/dysentery in the last 3 months? ଗତ 3 ମାସ ଭିତରେ ଆପଣଙ୍କ ପରିବାରର କୌଣସି ସଦସ୍ୟ କୁ ଡାକ୍ତାରିଆ / ଝାଡ଼ା ବାନ୍ତି / ପତଳା ଝାଡ଼ା ହୋଇଛି କି ?	Yes- 01 ହଁ No-02 ନାଁ If Yes, who : ଯଦି ହଁ ତେବେ କିଏ ? 1. Children ପିଲାମାନେ 2. Adult ବୟସ୍କ 3. Both ଉଭୟ	
38	Did any member of your family suffer from jaundice in the last 3 months? ଗତ 3 ମାସ ଭିତରେ ଆପଣଙ୍କ ପରିବାରର କୌଣସି ସଦସ୍ୟ କୁ ଜଣ୍ଡିସ ହୋଇଛି କି ?	Yes- 01 ହଁ No-02 ନାଁ If Yes, who : ଯଦି ହଁ ତେବେ କିଏ ? 1. Children ପିଲାମାନେ 2. Adult ବୟସ୍କ 3. Both ଉଭୟ	
39	How frequently is the septic tank/pit latrine emptied? କେତେ ବ୍ୟବଧାନରେ ସେପ୍ଟିକଟ୍ୟାଙ୍କ /ପିଟ ପାଇଖାନା ସଫା କରାଯାଏ	6 months 6 ମାସ 6 – 12 months 6-12 ମାସ 12 – 24 months 12-24 ମାସ 24 – 36 months 24-36 ମାସ More than 36 months 36 ମାସରୁ ଅଧିକ Not yet emptied since construction ତିଆରି ହେବା ଦିନଠାରୁ ସଫା ହୋଇନାହିଁ Mention the last date of emptying of the	

		<p>septic tank/pit latrine-----</p> <p>ଶେଷ ଥର କୌ ଚାରିଖ ରେ ସେପ୍ଟିକଟ୍ୟାଙ୍କ /ପିଟ ପାଇଖାନାସଫା ହୋଇଥିଲା ଲେଖନ୍ତୁ</p>	
40	<p>Why was the septic tank emptied</p> <p>ସେପ୍ଟିକ ଟ୍ୟାଙ୍କ କାହିଁକି ସଫା କଲେ ?</p>	<p>Schedule emptying is required</p> <p>ଉପଯୁକ୍ତ ସମୟରେ ସଫା କରିବା ଦରକାର ଥିଲା</p> <p>Blocked toilet</p> <p>ପାଇଖାନା ଭର୍ତ୍ତି ହୋଇ ବନ୍ଦ ହୋଇଯାଇଥିଲା</p> <p>Overflow from access hole/manhole</p> <p>ମଇଳା ଗୁଡ଼ିକ ସେପ୍ଟିକ ଟ୍ୟାଙ୍କର ଦୁଆରମୁହଁ ଦେଇ ବାହାରକୁ ବାହାରି ଆସିଥିଲା</p> <p>Foul Smellଦୁର୍ଗନ୍ଧ ବାହାରିଲା</p> <p>Other, Specifyଅନ୍ୟାନ୍ୟ ଦର୍ଶାନ୍ତୁ</p> <p>Don't know/Rememberଜାଣି ନାହିଁ/ମନେ ନାହିଁ</p>	
41	<p>How is the septic tank emptied? (Encircle appropriate no.)</p> <p>ସେପ୍ଟିକ ଟ୍ୟାଙ୍କ କିପରି ସଫା କରାଗଲା (ଉପଯୁକ୍ତ ଉତ୍ତର ଗୁଡ଼ିକ ଗୋଲ ବୁଲାଇନ୍ତୁ)</p>	<p>Manually using local labour</p> <p>ସ୍ଥାନୀୟ ଶ୍ରମିକ / ମଜୁରିଆ ହାତରେ ବାହାର କଲେ</p> <p>Using suction machine (pvt.)</p> <p>ବେସରକାରୀ ସଙ୍କ୍ଷେପ ମେସିନ ବ୍ୟବହାର କରି</p> <p>Using suction machine(govt)</p> <p>ସରକାରୀ ସଙ୍କ୍ଷେପ ମେସିନ ବ୍ୟବହାର କରି</p> <p>Self ନିଜେ</p>	
42	<p>Were there any problems during emptying of septic tanks? (multiple answer)</p> <p>ସେପ୍ଟିକ ଟ୍ୟାଙ୍କ ସଫା କରିବା ସମୟରେ କୌଣସି ପ୍ରକାର ଅସୁବିଧା ହୋଇଥିଲା କି? (ଏକାଧିକ ଉତ୍ତର ସମ୍ଭବ)</p>	<p>Access or distance for suction truck to house</p> <p>ଘର ଠାରୁ ସଙ୍କ୍ଷେପ ଟ୍ରକ ଦୂରରେ ଥିଲା କିମ୍ବା ସୁବିଧା ନଥିଲା</p> <p>Break floor tiles to access septic tank</p> <p>ସେପ୍ଟିକ ଟ୍ୟାଙ୍କର ଚଟାଣ ର ଚାଇଲି ଭାଙ୍ଗିଯାଇଥିଲା</p> <p>Break concrete manhole to access septic tank</p> <p>ସେପ୍ଟିକ ଟ୍ୟାଙ୍କର ଉପର ସିମେଣ୍ଟ କଂକ୍ରିଟ ଘୋଡ଼ଣି ଟି ଭାଙ୍ଗିଯାଇଥିଲା</p> <p>Difficult to locate the septic tank</p> <p>ସେପ୍ଟିକ ଟ୍ୟାଙ୍କ ଖୋଜି ପାଇବାରେ ଅସୁବିଧା ହୋଇଥିଲା</p> <p>Made a messଅପରିଷ୍କାର ହୋଇଯାଇଥିଲା</p> <p>No problem foundକୌଣସି ଅସୁବିଧା ହୋଇନଥିଲା</p> <p>Others, specifyଅନ୍ୟାନ୍ୟ ଦର୍ଶାନ୍ତୁ</p> <p>Don't knowଜାଣିନାହିଁ</p>	

<p>43</p>	<p>Who is your preferred service provider for emptying septic tank? ସେପ୍ଟିକ ଟ୍ୟାଙ୍କ ସଫା କରିବା ପାଇଁ ଏମାନଙ୍କ ମଧ୍ୟରୁ ଆପଣ କାହାକୁ ପସନ୍ଦ କରନ୍ତି ।</p>	<p>Municipalityମୁନିସିପାଲିଟି Private operatorବେସରକାରୀ ସଂସ୍ଥା/ଅପରେଟର Local Labourସ୍ଥାନୀୟ ଶ୍ରମିକ Self ନିଜେ Any otherଅନ୍ୟକେହି</p>	
<p>44</p>	<p>How much do you pay for the emptying services? (Encircle appropriate no.) ସେପ୍ଟିକ ଟ୍ୟାଙ୍କ ସଫା କରିବା ପାଇଁ କେତେ ଟଙ୍କା ଦେବାକୁ ପଡିଥିଲା ? (ସଠିକ ଉତ୍ତରରେ ଚିହ୍ନ କରନ୍ତୁ)</p>	<p>Rs 500 – 1000 ୫୦୦ ରୁ ୧୦୦୦ Rs 1000-1500 ୧୦୦୦ ରୁ ୧୫୦୦ Rs 1500 -2000 ୧୫୦୦ ରୁ ୨୦୦୦ Rs 2000-3000 ୨୦୦୦ ରୁ ୩୦୦୦ More than 3000 3000 ରୁ ଅଧିକ No cost- କୌଣସି ଖର୍ଚ୍ଚ କରିନାହାନ୍ତି</p>	
<p>45</p>	<p>Are you satisfied with the services related to proper emptying, transportation and disposal?(multiple answer) ସେପ୍ଟିକ ଟ୍ୟାଙ୍କ ଠିକ ଭାବରେ ସଫା କରିବା ,ବାହାରିଥିବା ମଳ କୁ ନେଇ ଠିକ ଭାବରେ ପକାଇବା ବିଷୟରେ ଆପଣ ସନ୍ତୁଷ୍ଟ କି ?(ଏକାଧିକ ଉତ୍ତର ସମ୍ଭବ)</p>	<p>Yesହଁ Noନାହିଁ Give reasons in case option is Yes ଯଦି ଉତ୍ତର ହଁ ହୁଏ ତେବେ ଏହାର କାରଣ କଣ ? Lower costକମ ଖର୍ଚ୍ଚ Timely availability/ quick response ଠିକ ସମୟରେ ମିଳିବା/ ଶୀଘ୍ର ଆସନ୍ତି Ease of contactଯୋଗାଯୋଗ ଅତି ସହଜ Better expertiseଭଲ ଦକ୍ଷତା Better equipmentଉନ୍ନତ ଉପକରଣ Any Otherଅନ୍ୟକିଛି Give reasons incase option is No ଯଦି ଉତ୍ତର ନାହିଁ ହୁଏ ଏହାର କାରଣ କଣ ? High cost ଅଧିକ ଖର୍ଚ୍ଚ Delay in responseଆସିବାରେ ଟେରି କରନ୍ତି Difficult to contact ଯୋଗାଯୋଗ କରିବାରେ ଅସୁବିଧା Poor expertise କମ ଦକ୍ଷତା Poor equipment ନିମ୍ନମାନର ଜନ୍ତୁପାତି / ଉପକରଣ Any otherଅନ୍ୟକିଛି</p>	

<p>46</p>	<p>Where is the sludge collected from septic tanks disposed? <i>(for authentication, user may be asked whether they have actually seen it)</i> ସେପ୍ଟିକ ଟ୍ୟାଙ୍କରୁ ବାହାରୁଥିବା ମଇଳାଗୁଡ଼ିକ କେଉଁ ସ୍ଥାନରେ ପକାଯାଏ ? (ଉତ୍ତରଦାତା କୁ ପଚାରନ୍ତୁ ସେ ନିଜେ ଏହା ଦେଖିଛନ୍ତି କି ?)</p>	<p>Next to the houseଗର ପାଖରେ Drain/Canalଡ୍ରେନ/କେନାଲ Agricultural landଚାଷ ଜମିରେ Any Other (Specify)ଅନ୍ୟାନ୍ୟ (ବର୍ଣ୍ଣାୟ) Riverନଦୀ Not awareଜଣାନାହିଁ</p>	
<p>47</p>	<p>Are you aware that a FSTP is being set up in your city to treat FSS for safe disposal?</p>	<p>1.Yesହଁ 2.Noନାହିଁ</p>	
<p>48</p>	<p>Do you know that faecal sludge can be treated as a resource and reused?</p>	<p>1.Yesହଁ 2.Noନାହିଁ</p>	
<p>49</p>	<p>Are you concerned about where the sludge is disposed? ଯେଉଁ ଜାଗାରେ ସେପ୍ଟିକ ଟ୍ୟାଙ୍କ ର ମଳ ପକାଯାଉଛି ସେଥିପାଇଁ ଆପଣ ଚିନ୍ତିତ କି ?</p>	<p>Yesହଁ Noନାହିଁ</p>	
<p>50</p>	<p>Are you aware of the adverse impact on health and environment due to unsafe disposal of faecal sludge? ଝାଡ଼ା/ ଆବର୍ଜନା ଗୁଡ଼ିକ ଅସୁରକ୍ଷିତ ଭାବରେ ପକା ଯାଉଥିବା ଯୋଗୁଁ ସ୍ୱାସ୍ଥ୍ୟ ଏବଂ ପରିବେଶ ଉପରେ ପ୍ରତିକୂଳ ପ୍ରଭାବ ପକାଉଛି ବୋଲି ଆପଣ ଜାଣିଛନ୍ତି କି ?</p>	<p>Yesହଁ Noନାହିଁ If yes describe them ----- ଯଦି ହଁ, କେଉଁ କେଉଁ ପ୍ରତିକୂଳ ପ୍ରଭାବ ପକାଉଛି କୁହନ୍ତୁ</p>	
<p>51</p>	<p>Are you aware whether any sewerage connection being laid down in your area ଆପଣଙ୍କ ଅଞ୍ଚଳ ଦେଇ ଭୂତଳ ନର୍ଦ୍ଦମା/ ଡ୍ରେନ ଯାଇଛି ବୋଲି ଆପଣ ଜାଣିଛନ୍ତି କି ?</p>	<p>Yesହଁ Noନାହିଁ NA ପ୍ରଯୁଜ୍ୟ ନୁହେଁ</p>	

<p>52</p>	<p>Did the municipal authority/OWSSB inform you to connect your septic tank/pit latrine with the sewerage line</p> <p>ଆପଣଙ୍କ ଭୂତଳ ନର୍ଦ୍ଦମା/ପିଟ ପାଇଖାନା ସହିତ କନେକ୍ସନ ପାଇଁ ମୁନିସିପାଲ ଅଧିକାରୀ/ ଓଡିଶା ଜଳ ଯୋଗାଣ ଏବଂ ସ୍ଵେଚ୍ଛେକ ବୋର୍ଡବିଭାଗ ତରଫରୁ ଆପଣଙ୍କୁ ସୂଚନା ଦିଆଯାଇଥିଲା କି ?</p>	<p>Yesହଁ</p> <p>Noନାହଁ</p> <p>NA ପ୍ରଯୁଜ୍ୟ ନୁହେଁ</p>	
<p>53</p>	<p>If 52 is Yes, are you informed that the external connection cost from property boundary to nearest sewerage manhole will be done by OWSSB</p> <p>ପ୍ରଶ୍ନ 52 ରେ ଉତ୍ତର ହଁ ହୁଏ – ଆପଣଙ୍କ ପୁଟ ପାଟେରି ରୁ ପାଖରେ ଥିବା ଭୂତଳ ନର୍ଦ୍ଦମା/ ଡ୍ରେନ ସହିତ ସଂଯୋଗ ପାଇଁ ହେଉଥିବା ଖର୍ଚ୍ଚ ଓଡିଶା ଜଳ ଯୋଗାଣ ,ସ୍ଵେଚ୍ଛେକ ବୋର୍ଡ ବିଭାଗ ବହନ କରିବ ବୋଲି ଆପଣ କୁ କୁହା ଯାଇଛି କି ?</p>	<p>Yesହଁ</p> <p>Noନାହଁ</p> <p>NA ପ୍ରଯୁଜ୍ୟ ନୁହେଁ</p>	
<p>54</p>	<p>If 52 is Yes, what are the impediments in taking a sewerage connection</p> <p>ଯଦି ପ୍ରଶ୍ନ 52 ରେ ଉତ୍ତର ହଁ ହୁଏ – ଭୂତଳ ନର୍ଦ୍ଦମା / ଡ୍ରେନ ସହିତ କନେକ୍ସନ କଲେ କି ପ୍ରକାର ବାଧାବିଘ୍ନ / ଅସୁବିଧା ହେବ ?</p>	<p>Difficulties in obtaining road cutting permission from municipality</p> <p>ରାସ୍ତା କାଟିବା ପାଇଁ ମୁନିସିପାଲିଟି ର ଅନୁମତି ପାଇବାକୁ ଅସୁବିଧା</p> <p>Inconvenience due to Digging / Cutting the Road ରାସ୍ତା ଖୋଳିବା / କାଟିବା ଯୋଗୁ ଅସୁବିଧା</p> <p>Financial Problem(ଆର୍ଥିକ ଅସୁବିଧା)</p> <p>Any other, please specify</p> <p>ଅନ୍ୟାନ୍ୟ ଦର୍ଶାନ୍ତୁ</p> <p>NA ପ୍ରଯୁଜ୍ୟ ନୁହେଁ</p>	
<p>55</p>	<p>Are you able to afford internal plumbing cost</p> <p>କନେକ୍ସନ ପାଇଁ ଦରକାର ହେଉଥିବା ପାଇପ କାମ ର ଖର୍ଚ୍ଚ</p>	<p>Yesହଁ</p> <p>Noନା</p> <p>NA ପ୍ରଯୁଜ୍ୟ ନୁହେଁ</p>	

	କରିବା ପାଇଁ ଆପଣ ସମ୍ମତ କି ?		
56	Are you aware of any complaint redressal system which you can approach in case of any complaint related to emptying, collection & transportation	Yesହଁ Noନା	
57	Have you ever complained? Was your complaint addressed satisfactorily?	Yesହଁ Noନା	
<p>SECTION C 2: Sanitation – No Toilet in the House Households Using Public or Community Toilet ଭାଗ ଗ -2 : ପରିମଳ – ଯଦି ଘରେ ପାଇଖାନା ନାହିଁ ଯେଉଁ ପରିବାର ରେ ପାଇଖାନା ନାହିଁ କିମ୍ବା ଯେଉଁ ମାନେ ସର୍ବସାଧାରଣ ପାଇଖାନା କିମ୍ବା ଗୋଷ୍ଠୀ ପାଇଖାନା ବ୍ୟବହାର କରୁଛନ୍ତି ସେମାନଙ୍କୁ ପଚାରନ୍ତୁ</p>			
58	Since you do not have a toilet in your house, where do most members of your family go to meet their toilet needs? ଯେହେତୁ ଆପଣଙ୍କ ଘରେ ପାଇଖାନା ନାହିଁ, ଘରର ଅଧିକାଂଶ ସଦସ୍ୟ ମଳତ୍ୟାଗ(ଝାଡ଼ା) କରିବା ପାଇଁ କେଉଁଠି ଯାଆନ୍ତି	Public toilet ସର୍ବସାଧାରଣ ପାଇଖାନା Community toiletଗୋଷ୍ଠୀ ପାଇଖାନା Neighbor's toilet ପଡିସା ଘର ପାଇଖାନା	
59	Is there separate toilet for men and women ପୁରୁଷ ଏବଂ ମହିଳାଙ୍କ ପାଇଁ ଅଲଗା ପାଇଖାନା ଅଛି କି	Yesହଁ Noନା	
60	Is there closed dustbin for disposal of used sanitary napkin ବ୍ୟବହୃତ ସାନିଟାରୀ କପଡ଼ା ପକାଇବା ପାଇଁ ଘୋଡଣି ଥିବା ଡଷ୍ଟବିନ୍ / ଅଳିଆ ବାସ୍ତୁ ଅଛି କି	Yesହଁ Noନା	
61	What is the status of cleanliness/maintenance of the public toilet? If the option of Que 54 is 1 ସର୍ବସାଧାରଣ ପାଇଖାନା ଚିର	Very Good ବହୁତ ଭଲ Good ଭଲ Average ମଧ୍ୟମ ଧରଣର / ଚଳିବ	

	<p>ସଫା ସୁତୁରା /ଦେଖାରଖା କିପରି ହୁଏ – ଯଦି ପ୍ରଶ୍ନ 54 ରେ ଉତ୍ତର 1 ହୁଏ</p>	<p>Poorଖରାପ Very Poorଅତି ଖରାପ</p>	
62	<p>For the public toilet that you use, do you pay any usage charges? If the option of Que 54 is 1 ସର୍ବସାଧାରଣ ପାଇଖାନା ବ୍ୟବହାର କରିବା ପାଇଁ ଆପଣଙ୍କୁ ଟଙ୍କା ଦେବାକୁ ପଡେ କି (ଯଦି ପ୍ରଶ୍ନ 54 ରେ ଉତ୍ତର 1 ହୁଏ)</p>	<p>Yesହଁ Noନାଁ If yes, how much ଯଦି ହଁ ତେବେ କେତେ ଟଙ୍କା</p>	
63	<p>What is the status of cleanliness/maintenance of the community toilet? ଗୋଷ୍ଠୀ ପାଇଖାନା ଚି ର ସଫା ସୁତୁରା / ଦେଖାରଖା କିପରି ହୁଏ If the option of Que 54 is 2ଯଦି ପ୍ରଶ୍ନ 54 ରେ ଉତ୍ତର 2 ହୁଏ</p>	<p>Very Goodଅତି ଭଲ Goodଭଲ Averageମଧ୍ୟମ ଧରଣର / ଚଳିବ Poorଖରାପ Very Poorଅତି ଖରାପ</p>	
64	<p>Who maintains the community toilet? ଗୋଷ୍ଠୀ ପାଇଖାନା ଚି ର ଦେଖାରଖା କିଏ କରେ If the option of Que 54 is 2ଯଦି ପ୍ରଶ୍ନ 54 ରେ ଉତ୍ତର 2 ହୁଏ</p>	<p>Municipalityମୁନିସିପାଲିଟି NGOଏନ ଜି ଓ Communityଅଞ୍ଚଳର ଲୋକମାନେ No maintenance. କୌଣସି ପ୍ରକାର ଦେଖାରଖା ହୁଏ ନାହିଁ</p>	
65	<p>For the community toilet that you use, do you pay any usage charges? ଗୋଷ୍ଠୀ ପାଇଖାନା ବ୍ୟବହାର କରିବା ପାଇଁ ଆପଣଙ୍କୁ ଟଙ୍କା ଦେବାକୁ ପଡେ କି If the option of Que54 is 2 (ଯଦି ପ୍ରଶ୍ନ 54 ରେ ଉତ୍ତର 2 ହୁଏ)</p>	<p>Yesହଁ Noନାଁ If yes, how much ଯଦି ହଁ ତେବେ କେତେ Less than Rs 50 per month per family. ପରିବାର ପ୍ରତି ମାସକୁ 50 ଟଙ୍କା ରୁ କମ Between Rs 50 to Rs 100 per month per family. ପରିବାର ପ୍ରତି ମାସକୁ 50 ରୁ 100 ଟଙ୍କା ଭିତରେ More than Rs 100 per family per month. ପରିବାର ପ୍ରତି ମାସକୁ 100 ଟଙ୍କା ରୁ ଅଧିକ</p>	

66	<p>How satisfied are you with community toilet? ଗୋଷ୍ଠୀ ପାଇଖାନା ବ୍ୟବହାର ରେ ଆପଣ କେତେ ସନ୍ତୁଷ୍ଟ If the option of Que 54 is 2ନଦି ପ୍ରଶ୍ନ 54 ରେ ଉତ୍ତର 2 ହୁଏ</p>	<p>Highly Satisfied ଅତି / ବହୁତ ସନ୍ତୁଷ୍ଟ Satisfiedସନ୍ତୁଷ୍ଟ Neither satisfied or dissatisfied ସନ୍ତୁଷ୍ଟ ନୁହଁ କି ଅସନ୍ତୁଷ୍ଟ ନୁହଁ Dissatisfiedଅସନ୍ତୁଷ୍ଟ Highly dissatisfiedଅତି /ବହୁତ ଅସନ୍ତୁଷ୍ଟ</p>	
67	<p>According to you, in which area/s need improvement in the public/ community toilet ଆପଣଙ୍କ ଅନୁସାରେ ସର୍ବସାଧାରଣ / ଗୋଷ୍ଠୀ ପାଇଖାନା ରେ କି ପ୍ରକାର ଉନ୍ନତି କରିବା ଦରକାର ଏକାଧିକ ଉତ୍ତର ସମ୍ଭବ)</p>	<p>Facilitiesସୁବିଧା Maintenanceଦେଖାଖିଆ Securityସୁରକ୍ଷା Any other, please specifyଅନ୍ୟାନ୍ୟ ଦର୍ଶାନ୍ତୁ</p>	
68	<p>Do you practice hand washing with soap/detergent/liquid soap in the toilet? ଆପଣ ଶୌଚଳୟ ରେ ହାତ ଧୋଇବା ପାଇଁ ସାବୁନ /ସାବୁନ ପାଉଡର /ଲିକ୍ୱିଡ ସାବୁନ ବ୍ୟବହାର କରନ୍ତି କି (This question is to be asked to all households)ଏହି ପ୍ରଶ୍ନ ଟି ସମସ୍ତ ପରିବାର କୁ ପଚରାଯିବ</p>	<p>Yesହଁ Noନାଁ</p>	
69	<p>If No, why ଯଦି ନାଁ କାହିଁକି</p>	<p>No handwashing station ହାତ ଧୋଇବା ପାଇଁ ବେଶିନ ନାହିଁ Soap not available ସାବୁନ / ସାବୁନ ପାଉଡର / ଲିକ୍ୱିଡ ସାବୁନ ଉପଲବ୍ଧ ନାହିଁ No water supplyପାଣିର ସୁବିଧା ନାହିଁ Don't think it is important ଏହା ଦରକାର ବୋଲି ଭାବୁ ନାହିଁ</p>	
<p>SECTION C 3: Sanitation- No Toilet in the House Open Defecation ଭାଗ ଗ 3 : ପରିମଳ –ଯଦି ଘରେ ଶୌଚଳୟ ନାହିଁ ବାହାରକୁ ମଳତ୍ୟାଗ (ଝାଡା)କରିବାକୁ ଯାଆନ୍ତି</p>			
70	<p>Do your family members practice open</p>	<p>Yes, Alwaysହଁ ସବୁବେଳେ Yes, Sometimesହଁ ବେଳେବେଳେ</p>	

	defecation?ଆପଣ କିମ୍ବା ଆପଣଙ୍କ ପରିବାରର ସଦସ୍ୟ ମାନେ ଖୋଲା ରେ/ ବାହାରକୁ ମଳତ୍ୟାଗ କରିବାକୁ ଯାଆନ୍ତି କି ?	Noନା If sometimes, then state when ଯଦି ବେଳେ ବେଳେ ଯାଆନ୍ତି ତେବେ କେତେ ବେଳେ / କେଉଁ ସମୟରେ	
71	If Yes, Who in the family practice open defecation ଯଦି ହଁ ପରିବାରରେ କେଉଁ ମାନେ ଖୋଲା ରେ/ବାହାରକୁ ମଳତ୍ୟାଗ କରିବା ପାଇଁ ଯାଆନ୍ତି ଏକାଧିକ ଉତ୍ତର ସମ୍ଭବ)	Allସମସ୍ତେ Only Male membersକେବଳ ପୁରୁଷ ଲୋକ Only childrenକେବଳ ପିଲା ମାନେ Only Female membersକେବଳ ମହିଳା ମାନେ	
72	If yes or sometimes, what are the reasons for you to practice open defecation? ଯଦି ହଁ କିମ୍ବା ବେଳେ ବେଳେ ,ତେବେ ଖୋଲା ରେ/ବାହାରକୁ ମଳତ୍ୟାଗ କରିବା ପାଇଁ ଯିବା ର କାରଣ କଣ	Lack of access to community/public toilet ସର୍ବସାଧାରଣ / ଗୋଷ୍ଠୀ ପାଇଖାନା କୁ ଯିବା ପାଇଁ ଅସୁବିଧା Matter of habit/ cultural preference ଏହା ଏକ ଅଭ୍ୟାସ / ପରମ୍ପରାଗତ ପସନ୍ଦ Joint/ group activityମିଳିମିଶି କି ଯିବା ଅଭ୍ୟାସ Any other, please specify:ଅନ୍ୟାନ୍ୟ ଦୟାକରି ଦର୍ଶାନ୍ତୁ	
73	What are the problems associated with open defecation faced by you and your family members?(ଖୋଲା ରେ/ବାହାରକୁ ଶୌଚ/ ଝାଡ଼ା ଗଲେ ଆପଣ କିମ୍ବା ଆପଣଙ୍କ ପରିବାର ଲୋକଙ୍କୁ କି ପ୍ରକାର ଅସୁବିଧା ହୁଏ – ଏକାଧିକ ଉତ୍ତର ସମ୍ଭବ)	1. lack of Privacyଗୋପନୀୟତା ରହେନି 2. Lack of safety for women and girls ମହିଳା ଏବଂ ଝିଅ ପିଲା ମାନଙ୍କ ପାଇଁ ବିପଦ 3. lack of Dignityସମ୍ମାନ / ମର୍ଯ୍ୟାଦା ହାନି 4. Inconvenience – timeଅବେଳରେ ଯିବା ଅସୁବିଧା 5. Inconvenience – distanceଦୂରତା ଜନିତ ଅସୁବିଧା 5. Infections and Diseasesସଂକ୍ରମଣ/ରୋଗ ର ଆଶଙ୍କା 7. Any other, Specify:ଅନ୍ୟାନ୍ୟ , ଦର୍ଶାନ୍ତୁ	
74	Will you be interested in using a community/public toilet if individual toilet is not possible? ଯଦି ନିଯେ ପାଇଖାନା ତିଆରି କରିବା ସମ୍ଭବ ନୁହେଁ ତେବେ ଆପଣ ଗୋଷ୍ଠୀ /ସର୍ବସାଧାରଣ	Yesହଁ Noନା If no, give reasonsଯଦି ନାଁ ତେବେ କାରଣ କୁହନ୍ତୁ Not hygienicସ୍ୱାସ୍ଥ୍ୟକର ନୁହେଁ No water facilityପାଣିର ସୁବିଧା ନାହିଁ	

	<p>ପାଇଖାନା ବ୍ୟବହାର କରିବା ପାଇଁ ଆଗ୍ରହୀ ହେବେ କି ? (ଏକାଧିକ ଉତ୍ତର ସମ୍ଭବ)</p>	<p>Unsafe/ insecureଅସୁରକ୍ଷିତ/ବିପଦପୂର୍ଣ Inconvenienceସୁବିଧା ନୁହେଁ Not willing to share with others ଅନ୍ୟ ମାନଙ୍କ ସହିତ ମିଶି ବ୍ୟବହାର କରିବା ପାଇଁ ଇଚ୍ଛା ନୁହେଁ High costଅତ୍ୟଧିକ ଖର୍ଚ୍ଚ Any otherଅନ୍ୟାନ୍ୟ</p>	
75	<p>Are you willing to pay for the use of public / community toilet?ପଇସା ଦେଇ ସର୍ବସାଧାରଣ / ଗୋଷ୍ଠୀ ପାଇଖାନା ବ୍ୟବହାର କରିବା ପାଇଁ ଆପଣ ଇଚ୍ଛା କରିବେ କି ?</p>	<p>Yesହଁ Noନାଁ If yes indicate the amount per usage or per month: Public toilet:per family /month Community toilet.....per family /month ଯଦି ହଁ ତେବେ ବ୍ୟବହାର କରିବା ପାଇଁ ପ୍ରତି ପରିବାର ପିଛା ମାସକୁ କେତେ ଟଙ୍କା ଦେଇପାରିବେ କୁହନ୍ତୁ ସର୍ବସାଧାରଣ ଶୈତାଳୟ ଗୋଷ୍ଠୀ ଶୈତାଳୟ</p>	
76	<p>Are you willing for individual superstructure with common pit/ septic tank?ଗୋଟିଏ ନିଜସ୍ୱ ଶୈତାଳୟ ର ଢାଞ୍ଚା ରେ ଏକାଧିକ ପରିବାର ବ୍ୟବହାର ଯୋଗ୍ୟ ସେପ୍ଟିକଟ୍ୟାଙ୍କ /ପିଟ ତିଆରି କରିବାକୁ ଆପଣ ଇଚ୍ଛା କରିବେ କି ?</p>	<p>Yesହଁ Noନାଁ</p>	
77	<p>Were there any efforts made in your area to construct community toilet? (Encircle appropriate no's)ସରକାରଙ୍କ ତରଫରୁ ଆପଣଙ୍କ ଅଞ୍ଚଳରେ ଗୋଷ୍ଠୀ ପାଇଖାନା ତିଆରି କରିବା ପାଇଁ ପଦକ୍ଷେପ ନିଆ ଯାଇଥିଲା କି ?</p>	<p>Yesହଁ Noନାଁ</p>	
78	<p>Do you think your community will take responsibility for O&M of a community</p>	<p>Yesହଁ Noନାଁ</p>	

	toilet?ଆପଣଙ୍କ ଅଞ୍ଚଳର ଲୋକମାନେ ଗୋଷ୍ଠୀ ପାଇଖାନା ର ଦେଖାଉଛନ୍ତି ବା ଯିବେ ନେବେ ବୋଲି ଆପଣ ଭାବୁଛନ୍ତି କି		
79	Will you be interested in constructing individual toilet in your house? ଆପଣ ଘରେ ଗୋଟିଏ ନିଜସ୍ୱ ପାଇଖାନା ତିଆରି କରିବା ପାଇଁ ଆଗ୍ରହ କି ? (ଏକାଧିକ ଉତ୍ତର ସମ୍ଭବ)	Yesହଁ Noନାଁ If no, give reasons:ଯଦି ନାଁ ତେବେ କାରଣ କଣ Lack of fundsଟଙ୍କା ପଇଶା ର ଅଭାବ Lack of spaceଜାଗାର ଅଭାବ Out of habitବାହାରକୁ ଯିବା ର ଅଭ୍ୟାସ Any otherଅନ୍ୟାନ୍ୟ	
80	From where do you get information on sanitation (toilets, sewerage system, septic tank emptying ଆପଣ ପରିମଳ ବିଷୟରେ (ଯଥା ଶୌଚାଳୟ, ସ୍ତେରେଜ ବ୍ୟବସ୍ଥା / ଭୂତଳ ନର୍ଦ୍ଦମା/ ଡ୍ରେନ , ସେପ୍ଟିକ ଟ୍ୟାଙ୍କ ସଫା କରିବା ଇତ୍ୟାଦି) କେଉଁଠାରୁ ସୂଚନା ପାଆନ୍ତି ଏକାଧିକ ଉତ୍ତର ସମ୍ଭବ)	Municipal officialsମୁନିସିପାଲିଟି କର୍ମଚାରୀ Media (TV, radio) ଗଣ ମାଧ୍ୟମ (ଟିଭି , ରେଡ଼ିଓ , ଖବର କାଗଜ ଇତ୍ୟାଦି) Mikingମାଇକ ଦ୍ୱାରା ପ୍ରଚାର Neighbour/friends/relatives ପଡୋଶୀ/ସାଙ୍ଗ ସାଥୀ/ ବନ୍ଧୁ ବାନ୍ଧବ NGOsଏନ ଜି ଓ Others (Specify)ଅନ୍ୟାନ୍ୟ	
81	What more information would you like to know about septic tank emptying?ସେପ୍ଟିକ ଟ୍ୟାଙ୍କ ସଫା କରିବା ବିଷୟରେ ଆପଣ ଆଉ ଅଧିକ କି ପ୍ରକାର ସୂଚନା ଜାଣିବା ପାଇଁ ଚାହାନ୍ତି (ଏକାଧିକ ଉତ୍ତର ସମ୍ଭବ)	When to empty କେବେ ସଫା କରାଯିବ About service providers & their contact details ସଫା କରୁଥିବା ସଂସ୍ଥା / ସେମାନଙ୍କ ସମ୍ପର୍କ ଯୋଗାଯୋଗ ନମ୍ବର Fees/Chargeଫିସ /ପାଉଣା /ମୂଲ୍ୟ About benefits of doing it ଏହା କଲେ କି କି ଉପକାର /ସୁବିଧା ମିଳିବ ବିଷୟରେ About disposal ପକାଇବା ଜାଗା ବିଷୟରେ 6.Design	
		<u>Community Engagement with HH</u>	
82	Are you aware about any citizen/Community	Yesହଁ	

	groups working on health and sanitation in your area	Noନା	
83	If Yes, Nature of community groups	Mahila Samities Youth groups Common interest groups Pooja Committees Self help groups If others..specify	
84	Does anybody from citizens groups approached you to discuss sanitation issues	Yes/No	
85	If Yes, what are the subject they discussed with you	Issues related to children and women health FSSM Promoting the use of PT/CT Specify, if any other	
87	If PT/CT are maintained by citizen group, do you think the community usage will increase?	Yes No Don't know	
		<u>Health related</u>	
88	Do you know the ill effects of open Defecation on health & growth of children?	Yes/ No	
89	If yes, what are those ill effects	1. Malnutrition 2. Worm infestation 3. Skin disease 4. Diarrhoea 5. Jaundice 6. Typhoid	

N:B - Response for questions from 51 to 55 are to be collected from respondent of Puri, Bhubaneswar, Cuttack, Rourkela & Sambalpur.

Name of the Investigator: ସାକ୍ଷାତକର୍ତ୍ତା କି ଦସ୍ତଖତ	Date of investigation: ସାକ୍ଷାତକାର ତାରିଖ
Survey start time: ସର୍ଭେ ଆରମ୍ଭ ର ସମୟ	Survey end time: ସର୍ଭେ ଶେଷ ର ସମୟ
Name of the data quality controller: ସୂଚନା ର ମାନ ନିର୍ଧାରକ କି ନାମ	Date of back check: ପଞ୍ଜୀ ତାରିଖ

Annexure 2 – Questionnaire for In-Depth Interviews

▶ Interview with Mayor

1. What are the key sanitation issues in your city?
2. What are the main water borne diseases that occurs in the City since the last 5 years? How do you deal with them?
3. Will the City be able to meet the SBM deadline?
4. What are the key challenges in toilet construction and usage in the City?
5. How important is FSM as part of sanitation?
6. How is faecal sludge/septage managed in the City?
7. Does the City have a sewerage system? If yes, what is the status of coverage?
8. What is the level of coordination with OWSSB, PHEO, PCB, Water Resource Department etc. to deal with SWM and liquid waste?
9. How many cesspool trucks are operating under the ULB? What is your suggestion to make cesspool vehicle operation a profitable business?
10. Are you aware about the ongoing SeTP being constructed in your city?
11. How can citizens and communities be made aware about the benefits of SeTP and be engaged proactively?
12. How is the ULB planning to undertake the O&M of SeTP?
13. Are you aware about the recent changes in urban sanitation policies and programmes for sustainable sanitation by the Central & State Government?
14. Under the OUSS and OUSP-2017, there is a need to form CSTFs and WSCs in the city. Please share your views on how best that could be formed and made functional under your leadership.
15. How can communities from your ward be mobilized to participate in FSSM?
16. What kind of capacity building is needed among the ULB and non-ULB stakeholders for effective FSSM?
17. How can Ward Committee members be effectively engaged for improved sanitation in the wards and help the communities raise demand for sanitation services?
18. Do you think the people from the City will agree to pay more for improved sanitation facilities?

▶ Interview with Collector

1. What are the sanitation priorities of the city for coming years?
2. Does the city have a City Sanitation Plan (CSP)?
3. How are you planning to meet the SBM deadline of 2nd October 2019 to make the city ODF? What are key bottlenecks in implementing the programme?
4. Is there any strategy adopted to meet local level challenges in sanitation?
5. Has there been any plan to implement the recently notified policies/strategies such as OUSS, OUSP, along with SBM and AMRUT and other schemes?
6. Is there any district level coordination between different agencies such as OWSSB, PCB, DUDA, PHEO and ULB in sanitation infrastructures creation and management?
7. Are there any plans to utilize the potentialities of CSR, DMF and other sources of funding for sanitation programmes?
8. What are the key challenges with regard to FSSM in the City?
9. How do you see private participation in O&M of cesspool vehicles and SeTPs?
10. Awareness level is very low among the people on FSSM as toilet construction is still ongoing. How do you propose to undertake IEC, BCC and capacity building activities on FSSM in the city?
11. What kind of capacities need to be built to deal with FSSM at the city & district level?
12. What do you suggest could be the best way for effective FSSM in the city?
13. What do you think about the opportunities for reuse of treated septage (fertilizer)?

▶ Interview with Financial Officer

1. What are the various revenue sources of ULB?
2. What is the status of revenue generated from cesspool vehicles in Baripada?
3. Do you think two cesspool truck is sufficient to meet the service demand?
4. So, the places where big cesspool vehicles are unable to reach, how are septic tanks emptied? Is there any instances of manual emptying of septic tanks?
5. How is the revenue generated from cesspool services get managed?
6. The revenue generated from cesspool is being used only for cesspool operation or any other domain under ULB functionality?
7. Do you think if these revenues are dedicated particularly for cesspool operation then it will be effective?
8. Are you aware of FSTP budget and its O&M?
9. Do you think engagement of private operator will be helpful, what is your take on PPP model?
10. Is there any specific funds allocated for Capacity building for various stakeholder under sanitation domain?
11. As per your knowledge, who will be expected target group for potential capacity building strategy in Baripada?
12. Looking at the current finance budget how much funds can be mobilized for Capacity building strategy in within ULB budget?
13. Is there any other funds received from any Company / DMF / Govt. Program/ or any financial institution. Or is there any unutilized funds
14. Do you think you need more funding to increase the functionality of FSSM, or do you think Baripada ULB funding is sufficient?

► **Interview with Deputy Commissioner & SBM nodal officer**

1. To what extent is FSSM services integrated with SBM?
2. What are the current level of FSSM addressed under SBM at the ULB level in the city?
3. Are current capacities adequate to deal with FSSM at the city level?
4. What kind of capacities need to be built to deal with it?
5. Which are the key institutions which needs to be involved at district and city levels?

► **Interview with Sanitary Inspector**

1. What are the key sanitation issues in your city? Please state the top three
2. Is FSSM a part of the sanitation services in the city?
3. What are the key issues related to FSSM value chain in the city?
4. How can FSSM activities be monitored by ULBs at the city level?
5. How can communities be made aware about the FSSM services and participate in the same?
6. Are current capacities adequate to deal with FSSM at the city level?
7. What kind of capacities need to be built to deal with it?
8. Has Ward Sanitation Committees been formed for each ward in the City?
9. What role can Ward Sanitation Committees play in improving sanitation and enhancing community participation?
10. What kind of capacity building do the committees require to perform better?

► **Interview with Corporator**

1. What are the major sanitation issues in your ward?
2. Whether Ward Sanitation Committees have been formed?
3. If yes, what is the size of the Committee and how does it function?
4. What role do ward councilors/corporators and ward committees play in making their respective wards ODF?
5. How is faecal sludge/septage managed in your Ward?
6. How can communities from your ward be mobilized to participate in FSSM?
7. What kind of capacity building do you require to work on FSSM?

8. How can Ward Committee members be effectively engaged for improved sanitation in the wards and help the communities raise demand for sanitation services?
9. Do you think the people from your ward will agree to pay more for improved sanitation in your respective wards?

► **Interview with Project Director, District Urban Development Authority (DUDA)**

1. What are the key issues related to urban sanitation in urban areas?
2. What are the key roles and responsibilities of DUDA in implementation of sanitation programmes?
3. What are the key challenges in making the towns and cities ODF in the district?
4. What is the district specific plan to address challenges in sanitation?
5. What kind of coordination presently exists between DUDA and the ULB?
6. What is the linkage between DUDA and other urban development programmes like AMRUT, SBM, OULM etc.?
7. How important is FSSM in sanitation in urban areas of the district?
8. What role can the DUDA play in effective FSSM?
9. What kind of capacities need to be built to deal with FSSM at the city & district level?
10. Government has strategically planned to empower and capacitate DUDA as planning and monitoring agency for all urban services in the district. What are your key suggestions on this?

► **Interview with Regional Officer, Pollution Control Board**

1. What is the status of river and ground water pollution from municipal sewages in the district?
2. Number of water bodies and sources contaminated in the district?
3. Do you have ULB wise details on the grades of water?
4. What is the amount of contamination of ground water in your area?
5. Have you observed human contact usage of contaminated water in activities like bathing, drinking etc.?
6. From which locations do you collect your samples for water quality testing?
7. What kind of monitoring is done by the PCB to prevent water contamination at the City level?
8. How frequently is the water quality monitored as per water quality protocols and what is the sample size adopted?
9. Is there any coordination with OWSSB, PHEO, ULB and the district administration?
10. Does the PCB monitor the indiscriminate dumping of septage which is one of the major causes of water contamination?
11. How much awareness do people have on water quality issues and its impact on health and environment?
12. Have you undertaken taken any public awareness activities on water pollution and its prevention?
13. Does the PCB have any coordination with river basin engineers in the region? If not, why, as they are responsible for water conservation and prevention from pollution.
14. Are you aware about OUSS, OUSP 2017 of the GoO?
15. Are you aware about the status of FSSM in the City? (desludging, cesspool operators, SeTP)?
16. Are there any norms prescribed by MoEF which should govern the characteristics of effluent of a SeTP.
17. What are the standards for site allocation and approval for the construction of a SeTP?

► **Interview with City Health Officer**

1. What are the key health issues related to sanitation in your city? Please state the top three?
2. What is the ULB's approach to deal with sanitation problems?
3. What are major reasons for OD in the city?
4. What is the role of CHO in city sanitation improvement?

5. What are the public health and environmental consequences of poor sanitation in your city?
6. Are you aware about FSSM services as an integrated component of sanitation?
7. How important is FSSM as a key health issue?
8. What is the trend of water related disease, particularly water borne diseases?
9. Has your city faced jaundice, cholera, diarrhea and typhoid during the last two years? What are the other most frequent diseases?
10. Do you think FSSM should be prioritized in CSPs
11. How can the community and citizens be made aware about the health consequences of poor FSM?

► **Interview with Chief District Medical Officer**

1. What are the key health issues related to sanitation in your city? Please state the top three?
2. What is the Health Department's approach to deal with sanitation problems?
3. What are major reasons for OD in the city?
4. What is the role of H&FW Dept. in city sanitation improvement?
5. What are the public health and environmental consequences of poor sanitation in your city?
6. Are you aware about FSSM services as an integrated component of sanitation?
7. How important is FSSM as a key health issue?
8. What is the trend of water related disease, particularly water borne diseases?
9. Has your city faced jaundice, cholera, diarrhea and typhoid during the last two years? What are the other most frequent diseases?
10. Do you think FSSM should be prioritized in the CSP?
11. How can the community and citizens be made aware about the health consequences of poor FSM?

► **Interview with Executive Engineer, Public Health Engineer Organization (PHEO)**

1. PHEO is the nodal agency for O&M of the infrastructures developed by the OWSSB. How does the PHEO coordinate? Are there any challenges?
2. Does the PHEO have any role in the O&M of SeTP being constructed?
3. Revenue collection for sewerage is one of the key activity of the PHEO. What is the current price structures of connection fees (capex) and what is the price for OPEX (monthly) collected by PHEO?
4. What is the rate of the demand for sewerage services from the public at present?
5. What is the level of utilization of sewerage facilities?
6. How many samples pass the norms prescribed by the MoEF for drinking water supply?
7. How many water sources are used for water supply?
8. Is water distributed in the city through PHEO water tankers?

► **Interview with Project Engineer, Odisha Water Supply and Sewerage Board (OWSSB)**

1. What is the role of OWSSB in creating urban sanitation infrastructure at the City level?
2. Have you received any communication from the OWSSB on FSSM services in the cities?
3. What is the level of coordination with ULB on construction of SETP in the city?
4. Is the ULB aware that it is responsible for O&M of SeTP after its completion?
5. What kind of capacity building is required for the O&M of SeTP at the ULB level?
6. Are there any challenges which you faced during the SeTP construction? If yes, please state them.
7. What is the plan for integrating the SeTP with the other services of the FSSM value chain?
8. What plans are in place for making the SeTP socially acceptable, like landscaping etc.?
9. What portion of the city's population has been considered to calculate the capacity of the SeTP?
10. What plans are in present for the remaining population?

► **Interview with City Engineer**

1. What is the status of sanitation infrastructure in the City? (Length of sewer lines, status of desludging, cesspool operation, and disposal sites if any for septage, solid waste etc.)
2. What is status of the sewerage system in Baripada?
3. Is there any target when the City will be Open Defecation free? How many HHL, CT/PT, hybrid toilets are been sanctioned, completed and in use?
4. What is the status of disposal site?
5. How important is the issue of FSSM in city sanitation?
6. Do you think when faecal sludge gets discharged in open drain or dumped in open it will contaminate water bodies?
7. Who monitors the cesspool vehicle?
8. How does the ULB coordinate with other departments, is there any joint planning, coordination or joint review of program related to SBM, FSSM?
9. Have you gone through the DPRs for SeTP construction?
10. Any suggestions to improve FSSM in the city?

► **Interview with District Social Welfare Organization**

1. What are the key sanitation issues in the urban areas?
2. How can the communities be engaged to raise demand for sanitation services?
3. What is the role of DSWO in implementing and monitoring sanitation programmes?
4. Are you aware about FSSM services as an integrated component of sanitation?
5. Your Department is the nodal department to implement the Manual Scavenging Act 2013. How are you implementing with ULB?
6. What are the ways in which sanitary workers can be prevented from being engaged in manual scavenging?

Annexure 3 – Questionnaire for Focused Group Discussion

► Community based organizations

1. What are the key health issues related to sanitation in your city? Please state the top three?
2. On what sanitation issue do you work in the city?
3. In which areas of the city do you work and with whom do you work with?
4. What kind of community mobilization activities do you do?
5. Do you use any kind of communication activities to inform and mobilize communities?
6. Are there any urban slum committees that you work with? If yes, in which wards?
7. Have you worked on MHM in any of the areas in the town?
8. Are you aware about FSSM value chain in sanitation?
9. How can communities be made more aware about their role and participation in FSSM?
10. What kind of capacity building and support do you require to work on FSSM?

► Masons

1. Are you aware of NBCC / IS standards for septic tanks and pits?
2. Do you practice these standards while constructing the septic tanks?
3. Based on your experience, what percentage of septic tanks and pits conform to these standards?
4. Do you think the current design of the septic tank is good? If No, can you suggest the best kind of technology for FSM that you provide?
5. Have you ever been trained or imparted knowledge on septic tank construction by any government /private agency?
6. Who are the builders of septic tanks and pits in the city and do you think they have adequate knowledge about design of septic tanks and pits as well as emptying and transportation?
7. Do you think households in the city have knowledge of any specification or standards for construction of septic tanks and pits?
8. Which type of septic tanks and pits are easier for emptying?
9. Who contacts you for construction of septic tanks and pit latrines? Builders or House owners?
10. What kind of capacity building do you require to build standard septic tanks and pit latrines?

► Cesspool operator

Name of the Operator:

Education of Operator

Registered name of the company and address (if any):

Start date (year) of business operations:

Area of Service:

General Description:

- Age of the operator
- Caste of the operator
- No. of Vehicles operating
- Who is owner of the cesspool truck – self – private - ULB
- No of people employed in business
- No of people deploy for each vehicle
- Number and type of vehicles owned at the start of business

Year Procured	Average trips in a day	Make/ Technology of vehicle	Capacity

1. How did you come to know about the emptying and transportation business? (trigger for starting this business)
2. Do you see any increase in demand of your service after you have started operations?
3. Average number of trips per day in the current year of operations
4. User charges per trip in the current year
5. Did you apply for permissions to the government for starting the business
 - a. Yes
 - b. No

If yes please list the departments and nature of permission

Department	Nature of permission	Requirements for giving permission	Time taken for approval	Charges paid
Industries department				
PCB				
MA&UD				
RTO				
Any Other				

6. Was there any directive or GO from the ULB to initiate FSM services to the private operators?
 - a. Yes
 - b. No

If yes please provide us the reference document

7. Do you have any contractual arrangement with the ULB?
 - a. Yes
 - b. No

If YES please provide us a sample copy of contract documents (EoI, RFP, etc.)

8. How do you receive requests from households for emptying and transportation
 - a. Phone
 - b. In person
 - c. From ULB
 - d. Any other
9. What is the nature of information you seek from the household when a request for emptying and transportation is made?

Q1	
Q2	
Q3	
..	

..	
..	

10. Do you have any process of maintaining records in the form of a register or book for the requests received from households?
- Yes
 - No

If yes please provide a copy of such record (register/book)

11. How do you plan your operations after a request is recorded and accepted?
12. Do you have any guideline or manual that needs to be followed for emptying and transportation?
- Yes
 - No

If yes please provide a copy and indicate the name of the author of guideline/manual

13. How do you advertise your operations and create awareness about your business among the households?
- Posters
 - Pamphlets
 - Wall Paintings in public areas
 - News papers
 - Mobile Street loud speaker
 - Display board at ULB
 - Through Internet/ website
14. What are the tools provided to workers and vehicles for emptying and transportation?
15. What are the factors considered for planning the transportation routes? Please chose from the below and also add relevant ones?

Any traffic or peak hour protocols	
Most direct route	
Expected volumes of septage of pumps	
Proximity of disposal pumps	
Others	

16. What are the key steps in locating the septic tank and initiating the dislodging?
17. What are the problems faced in initiating dislodging? (while locating the septic tank and parking the truck for operations)
18. Do you break open the floor or cover of the septic tank. If doing so who is responsible for repairing it and who bears masonry charges and do you take any permission for the same
19. Do you provide any masonry support for your costumers, if so what kind of engagement you have with the mason
20. What are the safety and security precautions taken by workers for initiating and completing dislodging?
21. Do you know the different types of safety gears that are used for operations
- Yes
 - No

If Yes List them

Norm Source	Safety Equipment	Tick if responds
-------------	------------------	------------------

CPHEEO	Gloves	
CPHEEO	Boots	
CPHEEO	Hard Hat	
CPHEEO	Face Mask	
Robins, 2007	Hand wash supplies	
Robins, 2007	Light	
Self - Domain knowledge	Plastic/ Rubber over coat	

22. Do you have guidelines or rules to be followed either from ULB or other organizations during dislodging?
23. What are your terms of agreement with your costumer (descriptive – What work is the operator providing to his costumer i.e. like sanitizing the site after cleaning etc.) Describe
24. Is it mandatory for workers to wear safety gear and how do you ensure compliance?
25. Do workers experience any health problems after dislodging? Have they developed any prolonged illnesses which can be attributed to continuous exposure to the dislodging? (discuss with sub ordinates)
26. What are the key steps after completing the dislodging including sanitizing the location, washing hands etc.?
27. What is the procedure for collection of user charges?
28. Do you maintain any billing book to account your payments?
 - a. Yes
 - b. No

If yes please provide a copy
29. Did you follow any criteria for pricing your services? or How did you price your services
 - a. Yes
 - b. No

If YES, please describe the criteria

 - a- Value of vehicle purchased
 - b- Salary of operator & Helper
 - c- Fuel expenses
 - d- Operation and maintenance expenses
 - e- Others if any
30. Did any customer ever raise a complaint on damage of his property? Neighbors or anyone in the community complain of the dislodging process? Explain
31. Are there any instances that you have either rejected or could not provide the service related to de-sludging? Explain
32. Did you or any of your staff members undergo training or awareness orientation with regard to septic tanks, collection, emptying, and transportation and disposal activities?
33. What is proportion of septic tanks and leach pits are emptied by you in a month (separately)?
34. Is there any kind of septic tank that you cannot desludge? If yes give the reasons
 - a- Not able to locate tank/Pit
 - b- Septic tank is sealed/ Covered with tiles
 - c- Not accessible for existing cesspool vehicle
 - d- Due to no emptying for long period, desludging is not lucrative as time taken is inefficient
 - e- Others if any
35. Are you aware about practice of manual desludging & emptying in the city?
36. If yes, are you aware how many septic tanks and pits are manually emptied in a month?
37. Do you provide support for costumers for manual desludgers?

38. Do you face any problems from the traffic authorities, neighbors, colonies or vehicles on road while transporting the sludge?
39. Did your truck breakdown anytime while carrying faecal load in the vehicle? What do you do if it happens??
40. Did your vehicle ever leaked from the container when it is loaded? What will be your first step if such thing happens?
41. What is the most commonly used location for disposal of faecal sludge? Provide locations.

S.No	Location	Land use

42. Do you have a dedicated faecal waste disposal place as prescribed by ULB? List of the locations.
43. Do you face any problem or rejection from community or any other authority for disposing waste?
44. Did any authority levy fine or file a complaint for disposing waste in a particular location? Give the details and also share a copy of the same.
45. Did your vehicle retain faecal waste for few days, without disposing it for non-availability of site or any other reason? If so, how many days and reasons?
46. Do you dispose waste during day or in the night (preference and why)
47. Do you sell faecal sludge to any person or any industry for example farmers, or fertilizer industries?
48. What is your annual business turn over?
49. Did you take any lone for the vehicle, if so can you please provide some details
50. What are your profits from last year?
51. Will you be willing to supply sludge if a treatment plant is established?
52. Will you be willing to construct or operate a septage treatment plant?
53. Will you support the entry of other operators into emptying and transportation and treatment?
54. If citizens expect a lower tariff for emptying, would you be open to the idea?

Annexure 4 – In-Depth Interviews and Focused Group Discussion details

S.no	Name	Organization	Position held	Date of interaction
In-Depth Interviews				
1	Sri Pramod Kumar Das OAS SAG	District	Collector & District Magistrate	27.04.2017
2	Sri Uday Narayan Das, OAS	DRDA	PD DUDA	27.04.2017
3	Dr.Bhabani Shankar Pani	DHH	CDMO	18.04.2017
4	Smt. A. Kerketta	DSW	DSWO	18.04.2017
5	Sri Manmohan Murmu	PCB	Asst. Env. Engineer	03.06.2017
6	Er. Promod Ku. Sahoo	OWSSB	Project Engineer	02.05.2017
7	Er. Pareswar Jena	PHED	Executive Engineer	08.05.2017
8	Sri. Alok Kumar Sahu	ULB	Chairperson	27.04.2017
9	Er. Subhasa Chandra Jena	ULB	Executive Officer	27.04.2017
10	Er. Himanshu Sekhar Mohapatra	ULB	Municipal Engineer	25.04.2017
11	Dr. Sapan Ku. Mohanty	ULB	City Health Officer	24.04.2017
12	Mr Brajagopal Ghose Mohapatra	ULB	SBM Nodal Person	18.05.2017
13.	Mr Tapas Ranjan Mohapatra	ULB	Accountant	06.06.2017
14.	Mr Gadadhar Mishra	ULB	Cesspool Manager	24.04.2017
15.	Mrs Sangita Panigrahi	ULB	Nodal Community Organiser	24.04.2017
16.	Mrs Chandrakanti Rout	ULB	Community Organiser	24.04.2017
17.	Mr Kamal Lochan Patra	ULB	Sanitary Inspector	08.05.2017
18.	Mr Rabindra Ku. Barik	ULB	Cesspool Operation Coordinator	08.05.2017
Focus Group Discussion				
1	Masons			08.05.2017
2	Councilors			08.06.2017
3	Community Based Organization			19.05.2017

Annexure 5 - Resolution passed by the Municipal Council for the by-law on Solid Waste Management and formation of WSC

CHAPTER-IX

MONITORING BY WARD COMMITTEE

11. Constitution of Ward Sanitation Committee: A Ward Sanitation Committee shall be constituted in each ward of this Municipal Corporation. The Ward Sanitation Committee shall have 11 to 15 members. The members of the Ward Sanitation Committee would comprise Ward Corporator, Tax Collector, Sanitary Inspector or a designated officer by Municipal Corporation for each ward. Representatives of local Puja Committee/Bazar Committee/Sahi Committee, representatives of Residential Welfare Associations (RWAs) of the ward, representatives from slum sanitation committee, representatives of Community Based Organisations (SHGs, youth club etc.), senior citizens and eminent persons of the area shall be nominated to the said Committee by the Mayor with due regard to suggestions of local Corporator. The Ward Sanitation Committee shall oversee the sanitation activity in the ward. The Member-Convener of each ward would be notified by the Commissioner.

12. A City Sanitation Task Force shall be constituted to monitor the sanitation work in the entire City in accordance with City Sanitation Committee formed by the Govt. in H & U.D Department. The Committee would comprise:

1. Mayor - Chairperson
2. Commissioner - Member-Convener
3. City Health Officer - Member

Annexure 6 – Land allocation for solid waste and septage



OFFICE OF THE MUNICIPAL COUNCIL, BALASORE.

Tel & Fax No. 06782-251222

e-mail:- balasoremunicipality@rediffmail.com

No. 2998

Dt. 05-06-2017

To

The Tahasildar
Balasore.

Sub: Advance Possession of Ac12.00dec land in village Gudu for construction of Solid Waste Management Project.

Ref: Your letter no. 746/Rev. Dt. 27.04.2017

Madam,

With reference to the subject cited above I am to say that, the Collector, Balasore has been pleased to de-reserve an area of Ac12.00dec, khata no. 1623, Plot no. 141, Mouza- Gudu, Kisam- Gochar land in village Gudu for construction of Solid Waste Management Project. Since alienation proposal has not been approved for early implementation of the project of emergent in nature and for the larger interest of the general public of Balasore Municipality, advance possession may be approved in favour of this municipality under AMRUT scheme to avoid further delay, as it is a high priority scheme of the Govt.

In view of the facts stated above, I would request you to allow advance permissive possession of the above land for the purpose at an earliest.

Yours faithfully


Executive Officer
Balasore Municipality

Memo No. 2999 /Dt. 05-06-2017

Copy submitted to the Collector & District Magistrate, Balasore/ the Sub-Collector, Balasore for favour of information and necessary action.


Executive Officer
Balasore Municipality



OFFICE OF THE MUNICIPAL COUNCIL, BALASORE.

Tel & Fax No. 06782-251222

e-mail:- balasoremunicipality@rediffmail.com

No. 2996

Dt. 05-06-2017

To

The Tahasildar
Balasore.

Sub: Advance Possession of Ac1.60dec land in village Gudu for construction of septage management project.

Ref: Your letter no. 748/Rev. Dt. 27.04.2017

Madam,

With reference to the subject cited above I am to say that, the Collector, Balasore has been pleased to de-reserve an area of Ac1.60dec, khata no. 1623, Plot no. 141, Mouza- Gudu, Kisam- Gochar land in village Gudu for construction of Septage management project. Since alienation proposal has not been approved for early implementation of the project of emergent in nature and for the larger interest of the general public of Balasore Municipality, advance possession may be approved in favour of this municipality under AMRUT scheme to avoid further delay, as it is a high priority scheme of the Govt.

In view of the facts stated above, I would request you to allow advance permissive possession of the above land for the purpose at an earliest.

Yours faithfully


Executive Officer
Balasore Municipality

Memo No. 2997/Dt. 05-06-2017

Copy submitted to the Collector & District Magistrate, Balasore/ the Sub-Collector, Balasore for favour of information and necessary action.


Executive Officer
Balasore Municipality

Our offices

Ahmedabad

2nd floor, Shivalik Ishaan
Near C.N. Vidhyalaya
Ambawadi
Ahmedabad - 380 015
Tel: + 91 79 6608 3800
Fax: + 91 79 6608 3900

Bengaluru

6th, 12th & 13th floor
"UB City", Canberra Block
No.24 Vittal Mallya Road
Bengaluru - 560 001
Tel: + 91 80 4027 5000
+ 91 80 6727 5000
+ 91 80 2224 0696
Fax: + 91 80 2210 6000

Ground Floor, 'A' wing
Divyasree Chambers
11, O'Shaughnessy Road
Langford Gardens
Bengaluru - 560 025
Tel: +91 80 6727 5000
Fax: +91 80 2222 9914

Chandigarh

1st Floor, SCO: 166-167
Sector 9-C, Madhya Marg
Chandigarh - 160 009
Tel: +91 172 331 7800
Fax: +91 172 331 7888

Chennai

Tidel Park, 6th & 7th Floor
A Block (Module 601,701-702)
No.4, Rajiv Gandhi Salai
Taramani, Chennai - 600 113
Tel: + 91 44 6654 8100
Fax: + 91 44 2254 0120

Delhi NCR

Golf View Corporate Tower B
Sector 42, Sector Road
Gurgaon - 122 002
Tel: + 91 124 464 4000
Fax: + 91 124 464 4050

3rd & 6th Floor, Worldmark-1
IGI Airport Hospitality District
Aerocity, New Delhi - 110 037
Tel: + 91 11 6671 8000
Fax + 91 11 6671 9999

4th & 5th Floor, Plot No 2B
Tower 2, Sector 126
NOIDA - 201 304
Gautam Budh Nagar, U.P.
Tel: + 91 120 671 7000
Fax: + 91 120 671 7171

Hyderabad

Oval Office, 18, iLabs Centre
Hitech City, Madhapur
Hyderabad - 500 081
Tel: + 91 40 6736 2000
Fax: + 91 40 6736 2200

Jamshedpur

1st Floor, Shantiniketan Building
Holding No. 1, SB Shop Area
Bistupur, Jamshedpur – 831 001
Tel: +91 657 663 1000
BSNL: +91 657 223 0441

Kochi

9th Floor, ABAD Nucleus
NH-49, Maradu PO
Kochi - 682 304
Tel: + 91 484 304 4000
Fax: + 91 484 270 5393

Kolkata

22 Camac Street
3rd Floor, Block 'C'
Kolkata - 700 016
Tel: + 91 33 6615 3400
Fax: + 91 33 2281 7750

Mumbai

14th Floor, The Ruby
29 Senapati Bapat Marg
Dadar (W), Mumbai - 400 028
Tel: + 91 22 6192 0000
Fax: + 91 22 6192 1000

5th Floor, Block B-2
Nirlon Knowledge Park
Off. Western Express Highway
Goregaon (E)
Mumbai - 400 063
Tel: + 91 22 6192 0000
Fax: + 91 22 6192 3000

Pune

C-401, 4th floor
Panchshil Tech Park
Yerwada
(Near Don Bosco School)
Pune - 411 006
Tel: + 91 20 6603 6000
Fax: + 91 20 6601 5900

About EY

EY is a global leader in assurance, tax, transaction and advisory services. The insights and quality services we deliver help build trust and confidence in the capital markets and in economies the world over. We develop outstanding leaders who team to deliver on our promises to all of our stakeholders. In so doing, we play a critical role in building a better working world for our people, for our clients and for our communities.

EY refers to the global organization, and may refer to one or more, of the member firms of Ernst & Young Global Limited, each of which is a separate legal entity. Ernst & Young Global Limited, a UK company limited by guarantee, does not provide services to clients. For more information about our organization, please visit ey.com.

Ernst & Young LLP is one of the Indian client serving member firms of EYGM Limited. For more information about our organization, please visit www.ey.com/in.

Ernst & Young LLP is a Limited Liability Partnership, registered under the Limited Liability Partnership Act, 2008 in India, having its registered office at 22 Camac Street, 3rd Floor, Block C, Kolkata - 700016

© 2017 Ernst & Young LLP. Published in India.

All Rights Reserved.

EYINXXXXXX

ED None

This publication contains information in summary form and is therefore intended for general guidance only. It is not intended to be a substitute for detailed research or the exercise of professional judgment. Neither Ernst & Young LLP nor any other member of the global Ernst & Young organization can accept any responsibility for loss occasioned to any person acting or refraining from action as a result of any material in this publication. On any specific matter, reference should be made to the appropriate advisor.